



## Ardex WPM 116

### Ardex (Ardex NZ)

Chemwatch: 8044-22  
Version No: 5.1.1.1  
Safety Data Sheet according to HSNO Regulations

Chemwatch Hazard Alert Code: 1

Issue Date: 06/04/2016  
Print Date: 07/04/2016  
Initial Date: Not Available  
S.GHS.NZL.EN

## SECTION 1 IDENTIFICATION OF THE SUBSTANCE / MIXTURE AND OF THE COMPANY / UNDERTAKING

### Product Identifier

Product name	Ardex WPM 116
Synonyms	Bitumen based polyethylene membrane, Shelterbit Fibre Back Base Sheet
Other means of identification	Not Available

### Relevant identified uses of the substance or mixture and uses advised against

Relevant identified uses	Used as a waterproofing membrane.
--------------------------	-----------------------------------

### Details of the supplier of the safety data sheet

Registered company name	Ardex (Ardex NZ)	Ardex (Ardex Australia)
Address	32 Lane Street Christchurch Woolston New Zealand	20 Powers Road NSW Seven Hills 2147 Australia
Telephone	+64 3373 6928	1800 224 070
Fax	+64 3384 9779	1300 780 102
Website	Not Available	Not Available
Email	Not Available	Not Available

### Emergency telephone number

Association / Organisation	Not Available	Not Available
Emergency telephone numbers	+64 3373 6900	1800 224 070 (Mon-Fri, 9am-5pm)
Other emergency telephone numbers	Not Available	Not Available

## SECTION 2 HAZARDS IDENTIFICATION

### Classification of the substance or mixture

**Not considered a Hazardous Substance according to the criteria of the New Zealand Hazardous Substances New Organisms legislation. Not regulated for transport of Dangerous Goods.**

### CHEMWATCH HAZARD RATINGS

	Min	Max
Flammability	1	
Toxicity	0	
Body Contact	0	
Reactivity	1	
Chronic	0	

0 = Minimum  
1 = Low  
2 = Moderate  
3 = High  
4 = Extreme

Classification	Not Applicable
Determined by Chemwatch using GHS/HSNO criteria	Not Available

### Label elements

GHS label elements	Not Applicable
--------------------	----------------

SIGNAL WORD	<b>NOT APPLICABLE</b>
-------------	-----------------------

Continued...

**Hazard statement(s)**

Not Applicable

**Precautionary statement(s) Prevention**

Not Applicable

**Precautionary statement(s) Response**

Not Applicable

**Precautionary statement(s) Storage**

Not Applicable

**Precautionary statement(s) Disposal**

Not Applicable

**SECTION 3 COMPOSITION / INFORMATION ON INGREDIENTS****Substances**

See section below for composition of Mixtures

**Mixtures**

CAS No	%[weight]	Name
8052-42-4	<60	<u>bitumen (petroleum)</u>
9002-88-4	<10	<u>polyethylene</u>
Not Available	NotSpec.	fibres backing
No other ingredients disclosed by Manufacturer.		

**SECTION 4 FIRST AID MEASURES**

NZ Poisons Centre 0800 POISON (0800 764 766) | NZ Emergency Services: 111

**Description of first aid measures**

<b>Eye Contact</b>	<p>If this product comes in contact with eyes:</p> <ul style="list-style-type: none"> <li>▶ Wash out immediately with water.</li> <li>▶ If irritation continues, seek medical attention.</li> <li>▶ Removal of contact lenses after an eye injury should only be undertaken by skilled personnel.</li> </ul>
<b>Skin Contact</b>	<p>If skin or hair contact occurs:</p> <ul style="list-style-type: none"> <li>▶ Flush skin and hair with running water (and soap if available).</li> <li>▶ Seek medical attention in event of irritation.</li> <li>▶ Immediately drench burn area in cold running water.</li> <li>▶ If hot bitumen adheres to the skin, <b>DO NOT attempt to remove it (it acts as a sterile dressing)</b>.</li> <li>▶ For burns to the head and neck and trunk, apply cold wet towels to the burn area, and change frequently to maintain cooling.</li> <li>▶ Cooling should be maintained for no longer than thirty minutes.</li> <li>▶ When hot bitumen completely encircles a limb, it may have a tourniquet effect and should be split as it cools.</li> <li>▶ Transport to hospital or doctor.</li> </ul> <p>For thermal burns:</p> <ul style="list-style-type: none"> <li>▶ Decontaminate area around burn.</li> <li>▶ Consider the use of cold packs and topical antibiotics.</li> </ul> <p>For first-degree burns (affecting top layer of skin)</p> <ul style="list-style-type: none"> <li>▶ Hold burned skin under cool (not cold) running water or immerse in cool water until pain subsides.</li> <li>▶ Use compresses if running water is not available.</li> <li>▶ Cover with sterile non-adhesive bandage or clean cloth.</li> <li>▶ Do NOT apply butter or ointments; this may cause infection.</li> <li>▶ Give over-the counter pain relievers if pain increases or swelling, redness, fever occur.</li> </ul> <p>For second-degree burns (affecting top two layers of skin)</p> <ul style="list-style-type: none"> <li>▶ Cool the burn by immerse in cold running water for 10-15 minutes.</li> <li>▶ Use compresses if running water is not available.</li> <li>▶ Do NOT apply ice as this may lower body temperature and cause further damage.</li> <li>▶ Do NOT break blisters or apply butter or ointments; this may cause infection.</li> <li>▶ Protect burn by cover loosely with sterile, nonstick bandage and secure in place with gauze or tape.</li> </ul> <p>To prevent shock: (unless the person has a head, neck, or leg injury, or it would cause discomfort):</p> <ul style="list-style-type: none"> <li>▶ Lay the person flat.</li> <li>▶ Elevate feet about 12 inches.</li> <li>▶ Elevate burn area above heart level, if possible.</li> <li>▶ Cover the person with coat or blanket.</li> <li>▶ Seek medical assistance.</li> </ul> <p>For third-degree burns</p> <p>Seek immediate medical or emergency assistance.</p> <p>In the mean time:</p> <ul style="list-style-type: none"> <li>▶ Protect burn area cover loosely with sterile, nonstick bandage or, for large areas, a sheet or other material that will not leave lint in wound.</li> <li>▶ Separate burned toes and fingers with dry, sterile dressings.</li> <li>▶ Do not soak burn in water or apply ointments or butter; this may cause infection.</li> <li>▶ To prevent shock see above.</li> <li>▶ For an airway burn, do not place pillow under the person's head when the person is lying down. This can close the airway.</li> <li>▶ Have a person with a facial burn sit up.</li> <li>▶ Check pulse and breathing to monitor for shock until emergency help arrives.</li> </ul> <p>In case of burns:</p> <ul style="list-style-type: none"> <li>▶ Immediately apply cold water to burn either by immersion or wrapping with saturated clean cloth.</li> <li>▶ <b>DO NOT remove or cut away clothing over burnt areas. DO NOT pull away clothing which has adhered to the skin as this can cause further injury.</b></li> <li>▶ <b>DO NOT break blister or remove solidified material.</b></li> </ul>

	<ul style="list-style-type: none"> <li>▶ Quickly cover wound with dressing or clean cloth to help prevent infection and to ease pain.</li> <li>▶ For large burns, sheets, towels or pillow slips are ideal; leave holes for eyes, nose and mouth.</li> <li>▶ <b>DO NOT apply ointments, oils, butter, etc. to a burn under any circumstances.</b></li> <li>▶ Water may be given in small quantities if the person is conscious.</li> <li>▶ Alcohol is not to be given under any circumstances.</li> <li>▶ Reassure.</li> <li>▶ Treat for shock by keeping the person warm and in a lying position.</li> <li>▶ Seek medical aid and advise medical personnel in advance of the cause and extent of the injury and the estimated time of arrival of the patient.</li> </ul>
<b>Inhalation</b>	<ul style="list-style-type: none"> <li>▶ If fumes, aerosols or combustion products are inhaled remove from contaminated area.</li> <li>▶ Other measures are usually unnecessary.</li> <li>▶ Generally not applicable.</li> </ul>
<b>Ingestion</b>	<ul style="list-style-type: none"> <li>▶ <b>If swallowed do NOT induce vomiting.</b></li> <li>▶ If vomiting occurs, lean patient forward or place on left side (head-down position, if possible) to maintain open airway and prevent aspiration.</li> <li>▶ Observe the patient carefully.</li> <li>▶ Never give liquid to a person showing signs of being sleepy or with reduced awareness; i.e. becoming unconscious.</li> <li>▶ Give water to rinse out mouth, then provide liquid slowly and as much as casualty can comfortably drink.</li> <li>▶ Seek medical advice.</li> </ul>

#### Indication of any immediate medical attention and special treatment needed

Treat symptomatically.

Burns : No attempt should be made to remove the bitumen (it acts as a sterile dressing). Cover the bitumen with tulle gras and leave for two days when any detached bitumen can be removed.

Re-dress and leave for a further week. If necessary refer to a burns unit. [Manufacturer]

For acute or short term repeated exposures to petroleum distillates or related hydrocarbons:

- ▶ Primary threat to life, from pure petroleum distillate ingestion and/or inhalation, is respiratory failure.
- ▶ Patients should be quickly evaluated for signs of respiratory distress (e.g. cyanosis, tachypnoea, intercostal retraction, obtundation) and given oxygen. Patients with inadequate tidal volumes or poor arterial blood gases (pO<sub>2</sub> 50 mm Hg) should be intubated.
- ▶ Arrhythmias complicate some hydrocarbon ingestion and/or inhalation and electrocardiographic evidence of myocardial injury has been reported; intravenous lines and cardiac monitors should be established in obviously symptomatic patients. The lungs excrete inhaled solvents, so that hyperventilation improves clearance.
- ▶ A chest x-ray should be taken immediately after stabilisation of breathing and circulation to document aspiration and detect the presence of pneumothorax.
- ▶ Epinephrine (adrenalin) is not recommended for treatment of bronchospasm because of potential myocardial sensitisation to catecholamines. Inhaled cardioselective bronchodilators (e.g. Alupent, Salbutamol) are the preferred agents, with aminophylline a second choice.
- ▶ Lavage is indicated in patients who require decontamination; ensure use of cuffed endotracheal tube in adult patients. [Ellenhorn and Barceloux: Medical Toxicology]

## SECTION 5 FIREFIGHTING MEASURES

#### Extinguishing media

- ▶ **Do NOT direct a solid stream of water or foam into burning molten material; this may cause spattering and spread the fire.**
- ▶ Foam.
- ▶ Dry chemical powder.
- ▶ BCF (where regulations permit).
- ▶ Carbon dioxide.

#### Special hazards arising from the substrate or mixture

<b>Fire Incompatibility</b>	▶ Avoid contamination with oxidising agents i.e. nitrates, oxidising acids, chlorine bleaches, pool chlorine etc. as ignition may result
-----------------------------	--

#### Advice for firefighters

<b>Fire Fighting</b>	<ul style="list-style-type: none"> <li>▶ Alert Fire Brigade and tell them location and nature of hazard.</li> <li>▶ Wear breathing apparatus plus protective gloves.</li> <li>▶ Prevent, by any means available, spillage from entering drains or water courses.</li> <li>▶ Use water delivered as a fine spray to control fire and cool adjacent area.</li> </ul> <p>Slight hazard when exposed to heat, flame and oxidisers.</p>
<b>Fire/Explosion Hazard</b>	<p>Articles and manufactured articles may constitute a fire hazard where polymers form their outer layers or where combustible packaging remains in place. Certain substances, found throughout their construction, may degrade or become volatile when heated to high temperatures. This may create a secondary hazard.</p> <ul style="list-style-type: none"> <li>▶ Combustible.</li> <li>▶ Slight fire hazard when exposed to heat or flame.</li> <li>▶ Heating may cause expansion or decomposition leading to violent rupture of containers.</li> <li>▶ On combustion, may emit toxic fumes of carbon monoxide (CO).</li> </ul> <p>Combustion products include; carbon monoxide (CO) carbon dioxide (CO<sub>2</sub>) nitrogen oxides (NO<sub>x</sub>) sulfur oxides (SO<sub>x</sub>) sulfur dioxide (SO<sub>2</sub>) other pyrolysis products typical of burning organic material May emit clouds of acrid smoke</p> <p><b>NOTE:</b> Burns with intense heat. Produces melting, flowing, burning liquid and dense acrid black smoke. <b>CARE:</b> Contamination of heated / molten liquid with water may cause violent steam explosion, with scattering of hot contents.</p>

## SECTION 6 ACCIDENTAL RELEASE MEASURES

#### Personal precautions, protective equipment and emergency procedures

<b>Minor Spills</b>	<ul style="list-style-type: none"> <li>▶ Clean up all spills immediately.</li> <li>▶ Secure load if safe to do so.</li> <li>▶ Bundle/collect recoverable product.</li> <li>▶ Collect remaining material in containers with covers for disposal.</li> </ul>
<b>Major Spills</b>	<ul style="list-style-type: none"> <li>▶ Minor hazard.</li> <li>▶ Clear area of personnel.</li> <li>▶ Alert Fire Brigade and tell them location and nature of hazard.</li> <li>▶ Wear physical protective gloves e.g. Leather.</li> </ul>

Personal Protective Equipment advice is contained in Section 8 of the SDS.

## SECTION 7 HANDLING AND STORAGE

**Precautions for safe handling**

<b>Safe handling</b>	<p>The conductivity of this material may make it a static accumulator. A liquid is typically considered nonconductive if its conductivity is below 100 pS/m and is considered semi-conductive if its conductivity is below 10 000 pS/m. Whether a liquid is nonconductive or semi-conductive, the precautions are the same. A number of factors, for example liquid temperature, presence of contaminants, and anti-static additives can greatly influence the conductivity of a liquid.</p> <ul style="list-style-type: none"> <li>▶ Containers, even those that have been emptied, may contain explosive vapours.</li> <li>▶ Do NOT cut, drill, grind, weld or perform similar operations on or near containers.</li> <li>▶ Electrostatic discharge may be generated during pumping - this may result in fire.</li> <li>▶ Ensure electrical continuity by bonding and grounding (earthing) all equipment.</li> <li>▶ Restrict line velocity during pumping in order to avoid generation of electrostatic discharge (<math>\leq 1</math> m/sec until fill pipe submerged to twice its diameter, then <math>\leq 7</math> m/sec).</li> <li>▶ Avoid splash filling.</li> <li>▶ Limit all unnecessary personal contact.</li> <li>▶ Wear protective clothing when risk of exposure occurs.</li> <li>▶ Use in a well-ventilated area.</li> <li>▶ Avoid contact with incompatible materials.</li> </ul>
<b>Other information</b>	<ul style="list-style-type: none"> <li>▶ Keep dry.</li> <li>▶ Store under cover.</li> <li>▶ Protect containers against physical damage.</li> <li>▶ Observe manufacturer's storage and handling recommendations contained within this SDS.</li> </ul>

**Conditions for safe storage, including any incompatibilities**

<b>Suitable container</b>	<p>Generally packaging as originally supplied with the article or manufactured item is sufficient to protect against physical hazards. If repackaging is required ensure the article is intact and does not show signs of wear. As far as is practicably possible, reuse the original packaging or something providing a similar level of protection to both the article and the handler.</p>
<b>Storage incompatibility</b>	<ul style="list-style-type: none"> <li>▶ Avoid reaction with oxidising agents</li> </ul>

**SECTION 8 EXPOSURE CONTROLS / PERSONAL PROTECTION****Control parameters****OCCUPATIONAL EXPOSURE LIMITS (OEL)****INGREDIENT DATA**


Source	Ingredient	Material name	TWA	STEL	Peak	Notes
New Zealand Workplace Exposure Standards (WES)	bitumen (petroleum)	Asphalt (petroleum) fumes	5 mg/m <sup>3</sup>	Not Available	Not Available	2011 correction

**EMERGENCY LIMITS**

Ingredient	Material name	TEEL-1	TEEL-2	TEEL-3
bitumen (petroleum)	Asphalt; (Bitumen)	0.5 mg/m <sup>3</sup>	5 mg/m <sup>3</sup>	30 mg/m <sup>3</sup>
bitumen (petroleum)	Petroleum asphalt	0.5 mg/m <sup>3</sup>	5 mg/m <sup>3</sup>	30 mg/m <sup>3</sup>
polyethylene	Polyethylene	10 mg/m <sup>3</sup>	110 mg/m <sup>3</sup>	1000 mg/m <sup>3</sup>

Ingredient	Original IDLH	Revised IDLH
bitumen (petroleum)	Not Available	Not Available
polyethylene	Not Available	Not Available
fibre backing	Not Available	Not Available

**Exposure controls**

<b>Appropriate engineering controls</b>	<p>For molten materials: Provide mechanical ventilation; in general such ventilation should be provided at compounding/ converting areas and at fabricating/ filling work stations where the material is heated. Local exhaust ventilation should be used over and in the vicinity of machinery involved in handling the molten material. Keep dry!! Processing temperatures may be well above boiling point of water, so wet or damp material may cause a serious steam explosion if used in unvented equipment. Articles or manufactured items, in their original condition, generally don't require engineering controls during handling or in normal use. Exceptions may arise following extensive use and subsequent wear, during recycling or disposal operations where substances, found in the article, may be released to the environment.</p>
<b>Personal protection</b>	
<b>Eye and face protection</b>	<ul style="list-style-type: none"> <li>▶ Safety glasses with side shields</li> <li>▶ Chemical goggles.</li> <li>▶ Contact lenses may pose a special hazard; soft contact lenses may absorb and concentrate irritants. A written policy document, describing the wearing of lenses or restrictions on use, should be created for each workplace or task. This should include a review of lens absorption and adsorption for the class of chemicals in use and an account of injury experience.</li> <li>▶ Safety glasses.</li> <li>▶ Safety glasses with side shields.</li> <li>▶ Chemical goggles.</li> <li>▶ Contact lenses may pose a special hazard; soft contact lenses may absorb and concentrate irritants.</li> </ul> <p>No special equipment for minor exposure i.e. when handling small quantities. OTHERWISE:  <ul style="list-style-type: none"> <li>▶ Safety glasses with side shields.</li> <li>▶ Contact lenses may pose a special hazard; soft contact lenses may absorb and concentrate irritants. A written policy document, describing the wearing of lenses or restrictions on use, should be created for each workplace or task.</li> </ul> </p>

<b>Skin protection</b>	See Hand protection below
<b>Hands/feet protection</b>	Wear general protective gloves, eg. light weight rubber gloves. <ul style="list-style-type: none"> <li>▶ When handling hot materials wear heat resistant, elbow length gloves.</li> <li>▶ Rubber gloves are not recommended when handling hot objects, materials</li> <li>▶ Protective gloves eg. Leather gloves or gloves with Leather facing</li> </ul>
<b>Body protection</b>	See Other protection below
<b>Other protection</b>	<ul style="list-style-type: none"> <li>▶ When handling hot or molten liquids, wear trousers or overalls outside of boots, to avoid spills entering boots.</li> <li>▶ Usually handled as molten liquid which requires worker thermal protection and increases hazard of vapour exposure.</li> <li>▶ <b>CAUTION: Vapours may be irritating.</b></li> </ul> No special equipment needed when handling small quantities. <b>OTHERWISE:</b> <ul style="list-style-type: none"> <li>▶ Overalls.</li> <li>▶ Barrier cream.</li> <li>▶ Eyewash unit.</li> </ul>
<b>Thermal hazards</b>	Not Available

### Respiratory protection

Type A-P Filter of sufficient capacity. (AS/NZS 1716 & 1715, EN 143:2000 & 149:2001, ANSI Z88 or national equivalent)

Where the concentration of gas/particulates in the breathing zone, approaches or exceeds the "Exposure Standard" (or ES), respiratory protection is required.

Degree of protection varies with both face-piece and Class of filter; the nature of protection varies with Type of filter.

Required Minimum Protection Factor	Half-Face Respirator	Full-Face Respirator	Powered Air Respirator
up to 10 x ES	A-AUS P2	-	A-PAPR-AUS / Class 1 P2
up to 50 x ES	-	A-AUS / Class 1 P2	-
up to 100 x ES	-	A-2 P2	A-PAPR-2 P2 ^

^ - Full-face

A(All classes) = Organic vapours, B AUS or B1 = Acid gasses, B2 = Acid gas or hydrogen cyanide(HCN), B3 = Acid gas or hydrogen cyanide(HCN), E = Sulfur dioxide(SO2), G = Agricultural chemicals, K = Ammonia(NH3), Hg = Mercury, NO = Oxides of nitrogen, MB = Methyl bromide, AX = Low boiling point organic compounds(below 65 degC)

## SECTION 9 PHYSICAL AND CHEMICAL PROPERTIES

### Information on basic physical and chemical properties

<b>Appearance</b>	Bitumen (known as asphalt in the U.S.) "is the residuum produced from the non-destructive distillation of crude petroleum at atmospheric pressure and/ or under reduced pressures or absence of steam. Bitumens/ asphalts are composed mainly of high-molecular-weight alkylaryl hydrocarbons with high carbon to hydrogen ratios, with carbon numbers > C25, boiling points >400 °C, high viscosity, and negligible water solubility and vapor pressure. These bitumen/ asphalt alkylaryl hydrocarbons are a heterogeneous mixture of linear, branched and cyclic, saturated and unsaturated, and aromatic functional groups. Importantly, polycyclic aromatic hydrocarbons (PAH) such as benzo(a)pyrene, which are toxicologically significant, are only present in bitumen/ asphalt feedstock at very low concentrations.  Black membrane fibre backed sheet with a bitumen base. Insoluble in water.		
<b>Physical state</b>	Manufactured	<b>Relative density (Water = 1)</b>	1-1.5
<b>Odour</b>	Not Available	<b>Partition coefficient n-octanol / water</b>	Not Available
<b>Odour threshold</b>	Not Available	<b>Auto-ignition temperature (°C)</b>	485 (bitumen)
<b>pH (as supplied)</b>	Not Applicable	<b>Decomposition temperature</b>	Not available.
<b>Melting point / freezing point (°C)</b>	>100	<b>Viscosity (cSt)</b>	Not Available
<b>Initial boiling point and boiling range (°C)</b>	470 (bitumen)	<b>Molecular weight (g/mol)</b>	Not Applicable
<b>Flash point (°C)</b>	230 (bitumen)	<b>Taste</b>	Not Available
<b>Evaporation rate</b>	Not Available	<b>Explosive properties</b>	Not Available
<b>Flammability</b>	Not Applicable	<b>Oxidising properties</b>	Not Available
<b>Upper Explosive Limit (%)</b>	Not Applicable	<b>Surface Tension (dyn/cm or mN/m)</b>	Not Applicable
<b>Lower Explosive Limit (%)</b>	Not Applicable	<b>Volatile Component (%vol)</b>	Not available.
<b>Vapour pressure (kPa)</b>	Not Applicable	<b>Gas group</b>	Not Available
<b>Solubility in water (g/L)</b>	Immiscible	<b>pH as a solution (1%)</b>	Not Applicable
<b>Vapour density (Air = 1)</b>	Not Applicable	<b>VOC g/L</b>	Not Available

## SECTION 10 STABILITY AND REACTIVITY

<b>Reactivity</b>	See section 7
<b>Chemical stability</b>	Product is considered stable and hazardous polymerisation will not occur. <ul style="list-style-type: none"> <li>▶ Extremely high temperatures.</li> </ul>
<b>Possibility of hazardous reactions</b>	See section 7
<b>Conditions to avoid</b>	See section 7
<b>Incompatible materials</b>	See section 7

## Hazardous decomposition products

See section 5

## SECTION 11 TOXICOLOGICAL INFORMATION

## Information on toxicological effects




Inhaled	<p>The material is not thought to produce adverse health effects or irritation of the respiratory tract (as classified by EC Directives using animal models). Nevertheless, good hygiene practice requires that exposure be kept to a minimum and that suitable control measures be used in an occupational setting. Inhalation of high concentrations of gas/vapour causes lung irritation with coughing and nausea, central nervous depression with headache and dizziness, slowing of reflexes, fatigue and inco-ordination.</p> <p>Central nervous system (CNS) depression may include general discomfort, symptoms of giddiness, headache, dizziness, nausea, anaesthetic effects, slowed reaction time, slurred speech and may progress to unconsciousness. Serious poisonings may result in respiratory depression and may be fatal.</p> <p>Processing for an overly long time or processing at overly high temperatures may cause generation and release of highly irritating vapours, which irritate eyes, nose, throat, causing red itching eyes, coughing, sore throat.</p>
Ingestion	<p>Swallowing pieces of the bitumen may produce obstruction at the junction of the stomach and the intestine. This is due to accumulation in the stomach and formation of a stony concretion.</p> <p>Not normally a hazard due to physical form of product.</p>
Skin Contact	<p>The material is not thought to produce adverse health effects or skin irritation following contact (as classified by EC Directives using animal models). Nevertheless, good hygiene practice requires that exposure be kept to a minimum and that suitable gloves be used in an occupational setting.</p> <p>Open cuts, abraded or irritated skin should not be exposed to this material</p> <p>Entry into the blood-stream, through, for example, cuts, abrasions or lesions, may produce systemic injury with harmful effects. Examine the skin prior to the use of the material and ensure that any external damage is suitably protected.</p>
Eye	<p>Although the material is not thought to be an irritant (as classified by EC Directives), direct contact with the eye may produce transient discomfort characterised by tearing or conjunctival redness (as with windburn).</p> <p>Workers exposed to fumes of blown bitumens developed inflammation of the cornea and conjunctiva.</p> <p>Exposure to H2S may produce pain, blurred vision, and reaction to eyes which may be permanent in severe cases. There is usually redness of the eyes, discomfort on exposure to light, pain, and at higher concentrations blurred vision and injury to the eyes.</p>
Chronic	<p>Long-term exposure to the product is not thought to produce chronic effects adverse to the health (as classified by EC Directives using animal models); nevertheless exposure by all routes should be minimised as a matter of course.</p> <p>Long-term exposure to bitumen or asphalt fumes, over extended periods, may cause central nervous system depression and liver and kidney changes. Chronic bitumen/asphalt poisoning may result in a decrease in the number of white and red blood cells.</p> <p>Prolonged contact with bitumens may produce irritation, inflammation, dermatitis, acne-like lesions, keratoses, melanosis and sensitivity to light.</p> <p>Animal testing for cancer-causing effects of bitumen was inconclusive, and no difference was found between the health of asphalt workers and of groups of controls in oil refineries.</p>

	TOXICITY	IRRITATION
Ardex WPM 116	Not Available	Not Available
bitumen (petroleum)	Dermal (rabbit) LD50: >2000 mg/kg <sup>[1]</sup>	Not Available
	Oral (rat) LD50: >5000 mg/kg <sup>[1]</sup>	
polyethylene	Dermal (rabbit) LD50: >2000 mg/kg <sup>[2]</sup>	Not Available
	Inhalation (mouse) LC50: 12 mg/L/30m <sup>[2]</sup>	
	Inhalation (rat) LC50: 75.5 mg/L/30m <sup>[2]</sup>	
	Oral (rat) LD50: >3000 mg/kg <sup>[2]</sup>	

**Legend:** 1. Value obtained from Europe ECHA Registered Substances - Acute toxicity 2.\* Value obtained from manufacturer's SDS. Unless otherwise specified data extracted from RTECS - Register of Toxic Effect of chemical Substances

BITUMEN (PETROLEUM)	<p>Asthma-like symptoms may continue for months or even years after exposure to the material ceases. This may be due to a non-allergenic condition known as reactive airways dysfunction syndrome (RADS) which can occur following exposure to high levels of highly irritating compound. Key criteria for the diagnosis of RADS include the absence of preceding respiratory disease, in a non-atopic individual, with abrupt onset of persistent asthma-like symptoms within minutes to hours of a documented exposure to the irritant. A reversible airflow pattern, on spirometry, with the presence of moderate to severe bronchial hyperreactivity on methacholine challenge testing and the lack of minimal lymphocytic inflammation, without eosinophilia, have also been included in the criteria for diagnosis of RADS.</p> <p>No significant acute toxicological data identified in literature search.</p>
POLYETHYLENE	<p>The substance is classified by IARC as Group 3:  <b>NOT</b> classifiable as to its carcinogenicity to humans.  Evidence of carcinogenicity may be inadequate or limited in animal testing.  polyethylene pyrolyzate</p>

Acute Toxicity	☐	Carcinogenicity	☐
Skin Irritation/Corrosion	☐	Reproductivity	☐
Serious Eye Damage/Irritation	☐	STOT - Single Exposure	☐
Respiratory or Skin sensitisation	☐	STOT - Repeated Exposure	☐
Mutagenicity	☐	Aspiration Hazard	☐

Legend:  - Data available but does not meet the criteria for classification  
 - Data required to make classification available  
 - Data Not Available to make classification

## SECTION 12 ECOLOGICAL INFORMATION

### Toxicity

Ingredient	Endpoint	Test Duration (hr)	Species	Value	Source
polyethylene	EC50	384	Crustacea	3.834mg/L	3
polyethylene	EC50	96	Algae or other aquatic plants	61.666mg/L	3
polyethylene	LC50	96	Fish	16.252mg/L	3
<b>Legend:</b>	Extracted from 1. IUCLID Toxicity Data 2. Europe ECHA Registered Substances - Ecotoxicological Information - Aquatic Toxicity 3. EPIWIN Suite V3.12 - Aquatic Toxicity Data (Estimated) 4. US EPA, Ecotox database - Aquatic Toxicity Data 5. ECETOC Aquatic Hazard Assessment Data 6. NITE (Japan) - Bioconcentration Data 7. METI (Japan) - Bioconcentration Data 8. Vendor Data				

### Persistence and degradability

Ingredient	Persistence: Water/Soil	Persistence: Air
polyethylene	LOW	LOW

### Bioaccumulative potential

Ingredient	Bioaccumulation
polyethylene	LOW (LogKOW = 1.2658)

### Mobility in soil

Ingredient	Mobility
polyethylene	LOW (KOC = 14.3)

## SECTION 13 DISPOSAL CONSIDERATIONS

### Waste treatment methods

<b>Product / Packaging disposal</b>	<ul style="list-style-type: none"> <li>Recycle wherever possible or consult manufacturer for recycling options.</li> <li>Consult State Land Waste Management Authority for disposal. <ul style="list-style-type: none"> <li>▶ <b>DO NOT allow wash water from cleaning or process equipment to enter drains.</b></li> <li>▶ It may be necessary to collect all wash water for treatment before disposal.</li> <li>▶ In all cases disposal to sewer may be subject to local laws and regulations and these should be considered first.</li> <li>▶ Where in doubt contact the responsible authority.</li> <li>▶ Recycle wherever possible or consult manufacturer for recycling options.</li> <li>▶ Consult State Land Waste Authority for disposal.</li> <li>▶ Bury or incinerate residue at an approved site.</li> <li>▶ Recycle containers if possible, or dispose of in an authorised landfill.</li> </ul> </li> </ul>
-------------------------------------	--

Ensure that the disposal of material is carried out in accordance with Hazardous Substances (Disposal) Regulations 2001.

## SECTION 14 TRANSPORT INFORMATION

### Labels Required

<b>Marine Pollutant</b>	NO
<b>HAZCHEM</b>	Not Applicable

Land transport (UN): NOT REGULATED FOR TRANSPORT OF DANGEROUS GOODS

Air transport (ICAO-IATA / DGR): NOT REGULATED FOR TRANSPORT OF DANGEROUS GOODS

Sea transport (IMDG-Code / GGVSee): NOT REGULATED FOR TRANSPORT OF DANGEROUS GOODS

Transport in bulk according to Annex II of MARPOL and the IBC code

Not Applicable

## SECTION 15 REGULATORY INFORMATION

### Safety, health and environmental regulations / legislation specific for the substance or mixture

This substance is to be managed using the conditions specified in an applicable Group Standard

HSR Number	Group Standard
Not Applicable	Not Applicable

BITUMEN (PETROLEUM)(8052-42-4) IS FOUND ON THE FOLLOWING REGULATORY LISTS

International Agency for Research on Cancer (IARC) - Agents Classified by the IARC Monographs  
New Zealand Inventory of Chemicals (NZIoC)

New Zealand Workplace Exposure Standards (WES)

#### POLYETHYLENE(9002-88-4) IS FOUND ON THE FOLLOWING REGULATORY LISTS

International Agency for Research on Cancer (IARC) - Agents Classified by the IARC Monographs

New Zealand Inventory of Chemicals (NZIoC)

#### Location Test Certificate

Subject to Regulation 55 of the Hazardous Substances (Classes 1 to 5 Controls) Regulations, a location test certificate is required when quantity greater than or equal to those indicated below are present.

Hazard Class	Quantity beyond which controls apply for closed containers	Quantity beyond which controls apply when use occurring in open containers
Not Applicable	Not Applicable	Not Applicable

#### Approved Handler

Subject to Regulation 56 of the Hazardous Substances (Classes 1 to 5 Controls) Regulations and Regulation 9 of the Hazardous Substances (Classes 6, 8, and 9 Controls) Regulations, the substance must be under the personal control of an Approved Handler when present in a quantity greater than or equal to those indicated below.

Class of substance	Quantities
Not Applicable	Not Applicable

Refer Group Standards for further information

#### Tracking Requirements

Not Applicable

National Inventory	Status
Australia - AICS	Y
Canada - DSL	Y
Canada - NDSL	N (polyethylene; bitumen (petroleum))
China - IECSC	Y
Europe - EINEC / ELINCS / NLP	N (polyethylene)
Japan - ENCS	N (bitumen (petroleum))
Korea - KECI	Y
New Zealand - NZIoC	Y
Philippines - PICCS	Y
USA - TSCA	Y
<b>Legend:</b>	Y = All ingredients are on the inventory N = Not determined or one or more ingredients are not on the inventory and are not exempt from listing (see specific ingredients in brackets)

## SECTION 16 OTHER INFORMATION

#### Other information

Classification of the preparation and its individual components has drawn on official and authoritative sources as well as independent review by the Chemwatch Classification committee using available literature references.

A list of reference resources used to assist the committee may be found at:

[www.chemwatch.net](http://www.chemwatch.net)

The SDS is a Hazard Communication tool and should be used to assist in the Risk Assessment. Many factors determine whether the reported Hazards are Risks in the workplace or other settings. Risks may be determined by reference to Exposures Scenarios. Scale of use, frequency of use and current or available engineering controls must be considered.

#### Definitions and abbreviations

PC – TWA: Permissible Concentration-Time Weighted Average  
 PC – STEL: Permissible Concentration-Short Term Exposure Limit  
 IARC: International Agency for Research on Cancer  
 ACGIH: American Conference of Governmental Industrial Hygienists  
 STEL: Short Term Exposure Limit  
 TEEL: Temporary Emergency Exposure Limit,  
 IDLH: Immediately Dangerous to Life or Health Concentrations  
 OSF: Odour Safety Factor  
 NOAEL: No Observed Adverse Effect Level  
 LOAEL: Lowest Observed Adverse Effect Level  
 TLV: Threshold Limit Value  
 LOD: Limit Of Detection  
 OTV: Odour Threshold Value  
 BCF: BioConcentration Factors  
 BEI: Biological Exposure Index

This document is copyright.

Apart from any fair dealing for the purposes of private study, research, review or criticism, as permitted under the Copyright Act, no part may be reproduced by any process without written permission from CHEMWATCH.

TEL (+61 3) 9572 4700.