
TILING AND SUBSTRATE PREPARATION SYSTEMS

2023 Product Guide



SYSTEMARDEX
PREMIUM PERFORMANCE

CONTENTS

This is ARDEX	5
System ARDEX	7
Warranties	9
Training	10
Support	12
Product Information	14

TILE AND STONE ADHESIVES

ARDEX D 2	17
ARDEX Optima	17
ARDEX X 10	18
ARDEX X 17	18
ARDEX X 18	19
ARDEX X 56	19
ARDEX X 68	20
ARDEX X 77	20
ARDEX S 28 NEU	21
ARDEX Quickbond	21
ARDEX Abalastic	22
ARDEX E 90	22
ARDEX WA 100	23

GROUT AND SILICONE

ARDEX FG 8	25
ARDEX FS-DD	25
ARDEX EG 15	26
ARDEX ST	26
ARDEX SE	27
ARDEX Grout Booster	27
ARDEX CA 20 P	28

COVERAGE CALCULATORS

ARDEX FG 8	31
ARDEX FS-DD	31
ARDEX EG 15	32

COLOUR REFERENCE CHARTS

ARDEX SE	35
ARDEX ST	35
ARDEX FG 8	36
ARDEX FS-DD	36
ARDEX EG 15	37

SURFACE PREPARATION

ARDEX Multiprime	39
ARDEX P 9	39
ARDEX P 51	40

CRACK ISOLATION AND SOUND DEADENING

ARDEX DS 70	43
ARDEX UD 150	43

FLOOR LEVELLING

ARDEX K 65	45
ARDEX LQ 92	45
ARDEX K 900 BF	46
ARDITEX NA	46

ARDEX A 46	47
ARDEX K 301	47

SCREEDS

ARDEX A 38	49
ARDEX A 48	49
ARDEX Screed Additives	50

WATERPROOFING

ARDEX WPM 155 Rapid	53
ARDEX WPM 001	53
ARDEX WPM 002	54
ARDEX WPM 300	54
ARDEX WPM 750	55
ARDEX WPM 1000	55
ARDEX ST TAPE	56

CRACK REPAIR & JOINT SEALANTS

ARDEX RA 54	59
ARDEX RA 56	59
ARDEX RA 88	60
ARDEX RA 142	60
ARDEX RA 144	61
ARDEX RA 146	61
ARDEX RA 040	62
Rhino Concrete Crack Lock®	62

TILING SYSTEMS

Tiling System Selector	66
Internal Walls and Floors	67
External Walls and Floors	68
Internal Floor Tiling Systems	69
Internal Wall Tiling Systems	75
Shower Tiling System	78
Swimming Pool Tiling System	82
External Tiling Systems	84

ISO AND CE ADHESIVE CLASSIFICATION

Classification Table	86
----------------------	----

ARDEX HAS A HISTORY
OF BREAKTHROUGH
INNOVATIONS, WHICH
HAVE CHANGED THE
INDUSTRY.

THIS IS ARDEX

For more than 70 years, ARDEX has been the quality leader for an entire industry. ARDEX specialises in high quality construction materials for substrate preparation, floor levelling, waterproofing and the fixing and grouting of surface materials.

When it comes to floor levelling and adhesives, waterproofing membranes and decorative finishes, ARDEX is the brand of choice for installers and wholesalers.

ARDEX is an independent family-owned business, which means that, in our permanent efforts to achieve market-shaping innovations, we are able to retain our most important tradition: uncompromising quality.

Strong internal growth and intelligent acquisitions in foreign markets have put the ARDEX Group on the map with 71 subsidiaries, and over 3,900 employees in over 50 countries. It's no coincidence ARDEX is regarded as the premium partner in the building materials sector.





INNOVATION

Since it was founded in 1949, ARDEX has been known all over the globe as an innovative leader for specialist building products. As the inventors of self-levelling and smoothing compounds, ARDEX has a history of breakthrough innovations, that have driven and changed the market.

ARDEX products including X 77, FG 8 Grout and WeldTec™ are firmly established as benchmarks for use worldwide.

The heart of ARDEX product development is the central laboratory in Witten, Germany. This lab partners with centres of excellence around the world to ensure the consistent quality of the products and maximum responsiveness to local market needs.

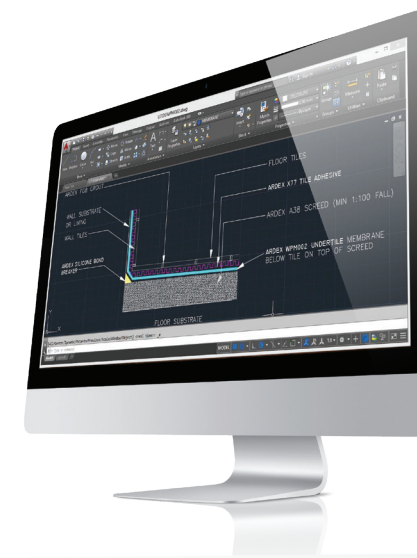
Innovation at ARDEX is not confined to research and development. It is an organic system comprising of cutting-edge customer insight research, close cooperation with associations and universities, and strong interaction between sales, marketing, technical services and purchasing.

SYSTEM ARDEX

ARDEX is committed to developing products that are easy to use and offer high performance. Each product is the careful result of research and development combined with the input of contractors and installers to ensure absolute product compatibility.

Our systematic global Stage Gate Process for the introduction of new products is designed to optimise speed to market as well as to ensure superior quality and reliability for our customers. On-site product testing is an integral part of that process.

ARDEX products, systems and services are designed to ensure professional contractors have the competitive advantage of a lower total cost of installation through superior performance.



As a longstanding partner to trade, we know the practical requirements first-hand. Our vast experience with materials and working methods and our constant dialogue with customers in skilled trades are our most important source of inspiration. We draw on this to develop product systems that command respect in the market place. Our systems are optimally matched and extremely cost-effective thanks to their ease and speed of processing and high coverage.



WARRANTIES

The major point of difference between a SystemARDEX™ warranty and other warranties is the extent of cover provided for the owner or builder. Most competitor product warranties cover only the replacement of the defective product. That is further reduced through a discounting structure based on years of service prior to the claim. And usually, no cover is provided for the costs incurred in removing the defective product and installing the replacement product.



A SystemARDEX™ warranty covers:

- The costs of repair to which the product is applied and damaged by removal of the defective product where such proves necessary.
- The cost of reinstating or repairing the product or system including material costs of equal or equivalent products.
- The costs of rectifying any material covering the product.

SystemARDEX™ warranty claims are NOT discounted by years of service of defective products or any damage to the surface or material.

The SystemARDEX™ Warranty is project specific and warrants that the SystemARDEX™ combination of products forming the total system are free from defects, are 100% compatible and the system combination is suitable for the purpose intended.

ARDEX IS THE BRAND OF
CHOICE FOR SPECIFIERS
AND INSTALLERS GLOBALLY



TRAINING

Our industry, like any other, requires on-going training to keep up with changes in legislation, standards and materials. ARDEX offers training for both the applicator as well as staff.

For members of the construction industry committed to providing a high level of workmanship, ARDEX can help stay up to date, and increase both knowledge and confidence.

Training courses offered by ARDEX:

- CPD seminars for specifiers
- ARDEX undertile liquid waterproofing training
- ARDEX floor levelling training
- ARDEX WeldTec™ Membrane training
- ARDEX external waterproofing training - Butynol, TPO and Torch On
- ARDEX retail training

In order to encourage information exchange and creativity across borders, ARDEX strongly supports international career paths. We realise that we need the most talented people to maintain and extend our innovation leadership.

SUSTAINABILITY

Sustainability is a business principle at ARDEX where we focus on creating products of premium quality and functional performance, coupled with exceptional reliability and durability. In addition, sustainability is one of the cornerstones of our corporate philosophy. We demonstrate our commitment to the pillars of sustainability – environment, economic and social, in both our daily work, as well as our long-term goals.



Long before it became a buzzword, the concept of sustainability was already an integral part of the ARDEX corporate philosophy.

- High-coverage ARDEX products takes care of large surface areas with minimal material, cutting down on processing, transport and waste packaging.
- Reduce back-and-forth travel to the building site with ARDEX products providing fast, easy installation.
- ARDEX products are engineered for a long life, meaning less wastage and more saved resources.
- ARDEX's remedial and repair products are great for refurbishments - eliminating the need for a demolition and new build using up more resources.
- High-quality ARDEX sub-floor smoothing compounds create extremely even surfaces, meaning far less adhesive is required to affix the flooring.

SUPPORT SERVICES

The ARDEX support team is dedicated to eliminating guesswork, improving on-site efficiencies and taking the risk out of product and system installation.

For information on products, field support, customer service, training products or product demonstrations please contact us:

0800 227 339

ardex.co.nz

info@ardexnz.com

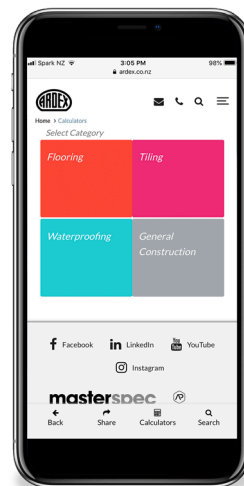
Also visit our Facebook, Instagram and Youtube pages for product news and updates, introduction to new products and access to our extensive video library.

f facebook.com/ARDEXNZ

YouTube youtube.com/@ardexnewzealand

@ardexnewzealand

in linkedin.com/company/ardex-new-zealand



The ARDEX website is optimised for mobile devices and features an easy-to-use product calculator tool, as well as other helpful tools available in the palm of your hand. Scan the QR code below to access the ARDEX website on your mobile phone.



ardex.co.nz





PRODUCT INFORMATION

ARDEX is committed to Rubber Recycling by utilising recycled rubber in place of sand for manufacturing a range of products. By doing so, ARDEX not only contributes to the recycling of approximately 250,000 used tyres per year, but also saves approximately 3,500 tonnes of sand per year.

The indoor air quality of buildings is also enhanced by using ARDEX products. A vast array of the high performance and commonly used ARDEX tiling products have been independently tested to meet the Green Building Council Green Star Specification for Office Interior (MAT-4). The VOC table highlights currently approved products.



MICROTEC technology is a unique binding matrix made up of exclusive ARDEX materials, special cements and polymers combined with high performance fibres which improves strength, reduces the effect of shear strain and stress on the flooring system.

VOC TESTED

TILE ADHESIVES

ARDEX X 77

ARDEX D 2

ARDEX X 10

ARDEX X 17

ARDEX X 18

ARDEX X 56

ARDEX X 68

ARDEX QUICKBOND

ARDEX OPTIMA

ARDEX WA 100

ARDEX E 90

ARDEX WPM 1000

ARDEX WPM 300

ARDEX ST TAPE

SURFACE PREPARATION PRODUCTS

ARDEX P 9

ARDEX MULTIPRIME

ARDEX P 51

ARDEX PU 30

FLOOR LEVELLING & SCREEDS

ARDEX LQ 92

ARDEX A 38

ARDITEX NA

ARDEX A 46

ARDEX K 301

ARDEX K 65

GROUTS / SILICONE

ARDEX FG 8

ARDEX FS-DD

ARDEX EG 15

ARDEX SE

ARDEX ST

GROUT BOOSTER

ARDEX CA 20 P

ARDEX RA 54

ARDEX RA 56

ARDEX RA 142

ARDEX RA 144

ARDEX RA 146

ARDEX RA 88

ARDEX RA 040

TILE AND STONE ADHESIVES

ARDEX D 2

**PREMIUM NON-SLUMP
WALL TILE ADHESIVE**



ARDEX D 2 is a premium dispersion adhesive offering superior non-slump and shear adhesion characteristics. Use in wet areas without compromising adhesion strength over time.

- Superior non-slump capability
- Exceptional bonding
- Unique formulation for use in wet areas

Tile Types

- Ceramic tiles
- Fully vitrified tiles
- Glass mosaics
- Porcelain
- Natural stone (excluding moisture sensitive)

Location

- Internal
- Horizontal applications
- Not suitable for floors, shower hobs or continuous immersion applications e.g. swimming pools

Substrates

- Cement render, concrete
- Fibre-cement sheet, plasterboard
- ARDEX liquid undertile waterproofing membranes
- Only use with porous tiles over membranes

Coverage 9 - 11m² per 22kg

Colours White

Code 22kg pail: 10072

Note: Coverage rates will vary depending on substrate porosity and flatness

ARDEX OPTIMA

**TWO PART PREMIUM
TILE ADHESIVE**



ARDEX Optima is a premium-grade two part adhesive with exceptional bond. Its unique formula enables ARDEX Optima to be used over a number of difficult to adhere to surfaces.

- Tenacious bonding
- Highly water resistant
- Highly flexible – achieves S2 classification

Tile Types

- Ceramic tiles
- Fully vitrified tiles
- Mosaics
- Porcelain
- Natural stone (excluding moisture sensitive)

Location

- Internal or external
- Horizontal or vertical applications
- Fully immersed applications

Substrates

- Brick and blockwork (if rendered first)
- Tilt up and pre-cast concrete
- Cement render/screeds, concrete,
- Fibre-cement sheet, plasterboard
- Directly over existing ceramic tiles
- ARDEX undertile waterproofing membranes
- Powder coated Stainless Steel, galvanised steel
- Roughened fibreglass (not immersed applications)
- Particleboard timber/plywood

Coverage Walls: 16m² per 40kg
Floors: 10m² per 40kg

Code 40kg kit: 8000029

ARDEX X 10

**FLEXIBLE NON SLUMP
WALL AND FLOOR
TILE ADHESIVE**



ARDEX X 10 is a grey polymer fortified cement-based wall and floor tile adhesive that has been specially formulated with mastic type properties. ARDEX X 10 has an extended open time, is non slump and flexible.

- Non slump – ideal for large format and heavy tiles
- Extended open time
- Good workability with low sand content
- Ideal for all tile types including fully vitrified, porcelain and mosaics

Tile Types

- Fully vitrified tiles and ceramic tiles
- Porcelain
- Concrete stone tiles
- Porcelain mosaics
- Natural stone (excluding moisture sensitive)

Location

- Internal or external
- Not suitable for swimming pools

Substrates

- Renders, screeds, concrete
- Fibre-cement sheet, plasterboard walls
- Existing ceramic tiles (where glaze is removed)
- ARDEX liquid applied undertile waterproofing membranes

Coverage	Walls: 8m ² per 20kg Floors: 6m ² per 20kg
Colours	Grey
Code	Grey 20kg bag: 25361

ARDEX X 17

**FLEXIBLE NON
SLUMP WALL AND
FLOOR TILE ADHESIVE**



ARDEX X 17 is a polymer fortified cement-based wall and floor tile adhesive that has been specially formulated with mastic type properties. It has an extended open time, is non slump and flexible.

- Superior flexibility
- Non-slump - ideal for large format and heavy tiles
- Extended open time
- Great workability with low sand content
- 24 hours green bonded screed capable

Tile Types

- Ceramic tiles
- Fully vitrified tiles
- Mosaics
- Porcelain
- Natural stone (excluding moisture sensitive)

Location

- Internal or external
- Horizontal or vertical
- Not suitable for swimming pools

Substrates

- Concrete, renders, screeds
- ARDEX liquid undertile waterproofing membranes
- Fibre-cement sheet, plasterboard on walls
- Compressed fibre-cement sheet
- Existing ceramic tiles (where glaze is removed)
- Ceramic Tile Underlay (CTU)

Coverage	Walls: 8m ² per 20kg Floors: 6m ² per 20kg
Colours	White, Grey
Code	Grey 20kg bag: 32656 White 20kg bag: 25276

ARDEX X 18

**FIBRE REINFORCED
FLEXIBLE NON-SLUMP
WALL AND FLOOR TILE ADHESIVE**



ARDEX X 18 is a superior white polymer fortified cement-based wall and floor tile adhesive with excellent workability that has been specially formulated with mastic type properties and specially developed fibres that add strength to the tiled area.

- Fibre reinforced for extra strength
- Flexible - achieves S1 classification
- Non slump - Ideal for large format and heavy tiles
- Extended open time

Tile Types

- Ceramic tiles
- Fully vitrified tiles
- Mosaics
- Porcelain
- Natural stone (excluding moisture sensitive)

Location

- Internal or external
- Horizontal or vertical
- Suitable for immersed applications

Substrates

- Concrete, renders, screeds
- Fibre-cement sheet, plasterboard on walls
- Compressed fibre-cement sheet on floors
- ARDEX liquid undertile waterproofing membranes
- Existing ceramic tiles (internal dry areas)
- CTU (Ceramic Tile Underlay)

Coverage	Walls: 11m ² per 20kg Floors: 7m ² per 20kg
Colours	White, grey
Code	Grey 20kg bag: 25382 White 20kg bag: 16641

ARDEX X 56

**HIGHLY FLEXIBLE
TILE ADHESIVE**



ARDEX X 56 is a highly flexible tile adhesive that is also fast setting. This makes ARDEX X 56 suitable for tiling directly to sheet timber and over heated slabs.

- Highly flexible – achieves S2 classification,
- Tile direct over sheet timber
- Suitable for early age concrete/screeds
- High yield
- Fast drying – 4 hours

Tile Types

- Ceramic tiles
- Fully vitrified tiles
- Mosaics
- Porcelain
- Natural stone (excluding moisture sensitive)

Location

- Internal or external (with subsequent falls to waste)
- Horizontal or vertical
- Not suitable for immersed applications or commercial floors subject to heavy traffic

Substrates

- Internal timber (particleboard, plywood) with the exception of unbonded timber
- Cement render/screeds, concrete
- Fibre-cement sheet, plasterboard
- Compressed fibre-cement sheet
- Existing ceramic tiles (where glaze is removed)
- ARDEX liquid undertile waterproofing membranes

Coverage	Walls: 12m ² per 15kg Floors: 9m ² per 15 kg
Colours	Light Grey
Code	15kg bag: 10227

ARDEX X 68

EXTENDED COVERAGE
ULTRA-LIGHT TILE ADHESIVE



ARDEX X 68 is a superior white polymer fortified cement-based wall and floor tile adhesive, that has been specially formulated to offer extended coverage and with low weight for ease of transporting, mixing, and spreading of the tile adhesive.

- Ultralight formula, light to spread, light to move around
- Environmentally sustainable sand free formula
- Ideal for all tile types including fully vitrified, porcelain and mosaics
- High yield

Tile Types

- Fully vitrified and ceramic tiles
- Porcelain
- Concrete stone (eg. terrazzo, glass and porcelain mosaics)
- Natural stone (excluding moisture sensitive)

Location

- Internal or external
- Suitable for swimming pools

Substrates

- Renders, screeds, concrete
- Fibre-cement sheet, plasterboard walls
- Compressed Fibre Cement Sheet on floors
- Existing ceramic tiles (internal dry areas)
- ARDEX liquid applied undertile waterproofing membranes
- CTU (Ceramic Tile Underlay)

Coverage	Walls: 10.5m ² per 11kg
	Floors: 7m ² per 11 kg
Colours	White
Code	11kg bag: 32465

ARDEX X 77

PREMIUM MICROTEC
FLEXIBLE WALL AND
FLOOR TILE ADHESIVE



ARDEX X 77 is a high performance, fibre reinforced, polymer modified wall and floor tile adhesive, which has been specially formulated with Microtec Technology to give exceptional properties of adhesion.

- Reduced effect of shear strain and stress on tiling systems
- Microtec Technology improves adhesive strength
- Water and frost resistant

Tile Types

- Ceramic tiles
- Fully vitrified tiles
- Glass
- Mosaics
- Porcelain
- Concrete stone (excluding moisture sensitive)

Location

- Internal or external
- Horizontal or vertical
- Suitable for immersed applications

Substrates

- Concrete, renders, screeds
- ARDEX liquid undertile waterproofing membranes
- Fibre-cement sheet, plasterboard
- Existing ceramic tiles
- Autoclaved Aerated Concrete (AAC)

Coverage	Walls: 9m ² per 15kg
	Floors: 6m ² per 15kg
Colours	Off White
Code	15kg bag: 10229

ARDEX S 28 NEU

MICROTEC LARGE
FORMAT AND STONE
TILE ADHESIVE



ARDEX S 28 Neu is a Microtec, fibre-reinforced, rapid-hardening and drying, Ardurapid technology, cement-based tile and stone adhesive.

- Rapid drying - can be trafficked and grouted after 3 hours
- Suitable for fixing large format tiles
- Reduced risk of water staining, warping or curling
- Low VOC content

Tile Types

- Ceramic tiles
- Fully vitrified tiles
- Glass
- Mosaics
- Porcelain
- Concrete stone - Refer to ARDEX Technical Bulletin TB010.

Location

- Internal or external
- Horizontal or vertical

Substrates

- Concrete, renders, screeds
- Fibre-cement sheets and plasterboard
- Existing ceramic
- Autoclaved aerated concrete (AAC)
- CFC sheet (With ARDEX E 90)
- Heated floors

Coverage	Walls: 10.5m ² per 20kg
	Floors: 6.8m ² per 20kg
Colours	White
Code	20kg bag: 22740

NOTE: Available on indent order only

ARDEX QUICKBOND

QUICK SETTING
TILE ADHESIVE



ARDEX Quickbond is a fast setting, polymer modified adhesive for wall and floor tiling with extended pot life and workability.

- Good pot life – 90 minutes workability
- Fast setting – grout after 2 to 2.5 hours
- Minimal shrinkage

Tile Types

- Ceramic tiles
- Fully vitrified tiles
- Natural stone
- Mosaics
- Porcelain

Location

- Internal or external
- Horizontal or vertical

Substrates

- Cement render/screeds, concrete
- Internal existing ceramic tiles (mechanically remove the glaze)
- ARDEX liquid undertile waterproofing membranes

(Mix with ARDEX Abalastic when using over heated slabs, when movement is anticipated or in external situations)

Coverage	Walls: 10m ² per 20kg
	Floors: 6.5m ² per 20kg
Colours	Off White
Code	20kg bag: 10521

ARDEX ABALASTIC

LIQUID POLYMER ADDITIVE



ARDEX Abalastic is a liquid polymer additive for use with standard grade cement-based adhesives, such as ARDEX Quickbond, to impart flexibility and improved adhesion, water resistance and shear strength.

- Improves adhesion, shear strength
- Imparts flexibility
- Improves water resistance
- May also be used with sand/cement mortar topping from 10-25mm
- Mix with ARDEX LQ 92 when incorporating heating wires into topping

Location

- Internal or external
- Horizontal or vertical

Colours White

Code 20L pail: 10064

NOTE: Available on indent order only

ARDEX E 90

ADMIX FOR ARDEX CEMENT-BASED TILE ADHESIVES



ARDEX E 90 is a special synthetic dispersion additive for use with ARDEX cement-based tile adhesives to improve adhesion and flexibility.

For use with specific products and mixing ratios, see the tile adhesive datasheet.

- Allows direct fixing over existing ceramic tiles (in internal dry areas)
- Provides water repellent mortar
- Improves adhesion and imparts flexibility

Location

- Internal or external
- Horizontal or vertical

Substrates

- Cement render/screeds, concrete
- Internal existing ceramic tiles (mechanically remove the glaze)
- ARDEX undertile waterproofing membranes

Code 20kg pail: 10075

ARDEX WA 100

TWO PART EPOXY ADHESIVE FOR NATURAL STONE & OTHER CHALLENGING INSTALLS



ARDEX WA100 is a high strength, creamy white, two part epoxy stone adhesive that exhibits superior bond strength. It is specially designed for the fixing of natural stone such as marble and granite, including those sensitive to moisture

- Capable of withstanding vibrating movements
- Strong, permanent bond
- Non-slump capability
- Easy to use with 1:1 mixing ratio by volume
- Smooth, easy to blend consistency

Tile Types

- All types of natural stone, plus fully vitrified, ceramic and porcelain tiles

Location

- Internal or external

Substrates

- Concrete, renders, screeds
- Medium density fibre-cement sheet
- Plasterboard
- Existing ceramic and stone tiles
- Autoclaved aerated concrete (AAC)
- Brick and blockwork

Coverage 20L unit covers approximately 15m² at 1mm bed thickness

Colours Creamy white

20L Kit (2 x 10L liquid)
Codes WA 100 Part A: 11001
WA 100 Part B: 11002

GROUT AND SILICONE

ARDEX FG 8

HIGHLY VERSATILE, FLEXIBLE COLOURED GROUT



ARDEX FG 8 is a smooth, flexible cement-based grout with improved colour integrity. ARDEX FG 8 is suitable for tile joints 1mm to 8mm wide and is exceptionally easy to use on walls and floors.

- Excellent workability
- Strong uniform colour
- Easy to use
- Smooth finish, flush joints
- Mould resistant and water repellent

Tile Types

- Ceramic tiles
- Terrazzo
- Slate
- Mosaics
- Porcelain
- Quarry tiles
- Natural stone (moisture insensitive)

Location

- Internal or external
- Horizontal or vertical
- Swimming pools - No. 200 White only, mixed with ARDEX Grout Booster

Joint Width	1mm to 8mm
Coverage	See chart on page 31
Colours	See page 36
Packaging	5kg

ARDEX FS-DD

FLEXIBLE WATER REPELLENT AND DIRT RESISTANT FINE TILE GROUT



ARDEX FS-DD is a non-sanded cement-based, wall and floor grouting compound which is specially designed for polished porcelain to avoid scratching the surface of the tile.

- Water repellent due to special hydrophobing agent
- Dirt resistant
- Contains ARDEX Grout Shield to combat mould growth
- Walk on after 5 hours

Tile Types

- Ceramic tiles
- Terrazzo
- Slate
- Glass
- Porcelain
- Quarry tiles
- Natural stone (moisture insensitive)

Location

- Internal or external
- Horizontal or vertical

Joint Width	1mm to 4mm
Coverage	See chart on page 31
Colours	See page 36
Packaging	5kg

ARDEX EG 15

EASY CLEAN HIGH
PERFORMANCE EPOXY GROUT



ARDEX EG 15 is a high performance epoxy grout designed for situations that require strict standards of hygiene, high chemical and physical resistance. ARDEX EG 15 is exceptionally easy to clean up during application. It can be used in joints up to 15mm wide on walls and floors.

- Water wash up, easier than other epoxy grouts
- Solvent free, environmentally friendly
- Adjustable viscosity to suit application conditions
- Use with range of ARDEX Colour Packs

Tile Types

- Ceramic tiles
- Porcelain
- Natural stone

Location

- Internal or external
- Horizontal or vertical
- Immersed applications

Joint Width	1.5mm to 15mm
Coverage	See chart on page 32
Colours	See page 37

Packaging

ARDEX EG 15 is a three part system
Part A: 1L
Part B: 500ml
Part C: ARDEX Colour Pack 5kg

ARDEX ST SILICONE

NEUTRAL CURE AND NON
STAINING NATURAL STONE SILICONE



ARDEX ST is a unique, neutral curing silicone sealant with good adhesion properties yet is easy to apply and smooth. It is also characterised by its antifungal agents to combat mould growth and its non-corrosive properties.

- Ideal for use with sensitive natural stones
- Use in immersed applications, such as swimming pools for repairs.
- Contains mould inhibitors

Location

- Internal or external
- Horizontal or vertical
- Immersed applications
- Suitable as a bond breaker under ARDEX waterproofing membranes

Suitability

- Ideal for moisture sensitive natural stone prone to staining, such as marble, gneiss, sandstone and limestone
- Can also be used on glazed and unglazed tiles, enamel, laminated kitchen benches, aluminium, concrete, glass, porcelain, waterproofing membranes, wood and sanitary acrylics

Joint Width	Wall: <30mm Floor: <15mm
Coverage	12m per 310ml at a consistent 5mm ø bead
Colours	See page 35
Packaging	310mL cartridge

ARDEX SE SILICONE

SANITARY INSTALLATIONS
SILICONE



ARDEX SE is an acetox curing silicone for applications such as movement joints (between tiles), internal corners (tiled wall and floor) and connecting joints between tiled surface and benchtops, bath edges, cupboards, splashbacks.

- Flexible sealant (up to 25% movement)
- Waterproof – suitable for use in showers
- UV resistant – suitable for internal and external use
- Contains mould inhibitors
- Easy to use and smooth off

Location

- Internal or external
- Horizontal or vertical

Suitability

- ARDEX SE bonds well to ceramic tiles, glass, enamel, anodized aluminium, granite, porcelain, laminated bench tops and sanitary acrylics
- Not recommended for other natural stones, e.g. marble, travertine and limestones
 - May cause discolouration to brass and copper

Joint Width	Width: <30mm Depth: <15mm
Coverage	12m per 310mL at a consistent 5mm ø bead
Colours	See page 35
Packaging	310mL cartridge

ARDEX GROUT BOOSTER

WATER-BASED POLYMER
GROUT ADDITIVE



A water-based, synthetic polymer grout additive specially formulated for use with cement-based grouts. ARDEX Grout Booster imparts improved adhesion strength, flexibility and abrasion resistance.

- High grade polymer technology
- Improved water resistance

Location

- Internal or external
- Horizontal or vertical
- Immersed applications

Code 4L: 10425

ARDEX CA 20 P

MULTIPURPOSE CONSTRUCTION
ADHESIVE AND SEALANT



ARDEX CA 20 P is a one component, silane modified polymer adhesive and neutral curing sealant which hardens in reaction with moisture. ARDEX CA 20 P is extremely flexible, with a high initial tack and good bond strength, making it suitable for a wide range of applications.

- Can be used underwater
- Extremely versatile
- Can be painted over

Location

- Internal or external
- Horizontal or vertical
- Immersed applications (where not exposed to chemically treated water)

Substrates


- | | |
|-------------------------------------|--------------------|
| • Concrete | • Plastics |
| • Wall panels | • Metal |
| • Timber | • Glass |
| • Waterproofing membranes | • Fibreglass |
| • Glazed and unglazed ceramic tiles | • Polystyrene foam |
| | • Aluminium |

Joint Width 1.5mm to 15mm

Colours White, Black, Grey

Packaging 310mL cartridge

Codes
White: 10068
Black: 12923
Grey: 13371





COVERAGE CALCULATORS

CEMENT BASED GROUTS

Approximate coverage in kg/m². Coverage will vary according to the tile size, joint width and depth, as well as the method of application and on-site conditions. Includes 15% wastage.

ARDEX FG 8

Joint Width	Tile Size (length x width x depth)			
	25x25x4 mm	100x100x8 mm	200x200x8 mm	330x330x9 mm
1.5mm	0.96 kg/m ²	0.48 kg/m ²	0.24 kg/m ²	0.16 kg/m ²
2.0mm	1.5 kg/m ²	0.7 kg/m ²	0.4 kg/m ²	0.2 kg/m ²
3.0mm	1.92 kg/m ²	0.96 kg/m ²	0.48 kg/m ²	0.33 kg/m ²
5.0mm	3.2 kg/m ²	1.6 kg/m ²	0.8 kg/m ²	0.55 kg/m ²
8.0mm	5.12 kg/m ²	2.56 kg/m ²	1.28 kg/m ²	0.87 kg/m ²

ARDEX FS-DD

Joint Width	Tile Size (length x width x depth)			
	50x50x5 mm	100x100x5 mm	150x150x5 mm	300x300x5 mm
1.5mm	0.6 kg/m ²	0.3 kg/m ²	0.2 kg/m ²	0.1 kg/m ²
2.0mm	0.9 kg/m ²	0.45 kg/m ²	0.3 kg/m ²	0.15 kg/m ²
3.0mm	1.2 kg/m ²	0.6 kg/m ²	0.4 kg/m ²	0.2 kg/m ²

ARDEX EG 15

Approximate coverage per kit. Coverage will vary according to the tile size, joint width and depth, as well as the method of application and on-site conditions. Includes 15% wastage.

Tile Size (length x width x depth)						
Joint Width	25x25x4 mm	100x100x8 mm	200x200x8 mm	330x330x9 mm	600x600x10 mm	
1.5mm	8.5 m²	17 m²	34 m²	50 m²	81 m²	
2.0mm	6 m²	12.5 m²	25 m²	37.5 m²	60 m²	
3.0mm	4 m²	8.5 m²	17 m²	25 m²	40 m²	
5.0mm	2.5 m²	5 m²	10 m²	15 m²	24 m²	
10mm	1.2 m²	2.5 m²	5 m²	7.5 m²	12 m²	



COLOUR REFERENCE CHARTS









ARDEX SE SILICONE

Easy to apply, acetic silicone for the perfect seal.

	
Travertine	Alabaster
	
Midnight	Macchiato
	
Slate Grey	Todd River Sand
	
Buff	Olive
	
Ultra White	Charred Ash
	
Misty Grey	Havana
	
Mudberry	Magellan Grey

ARDEX ST SILICONE

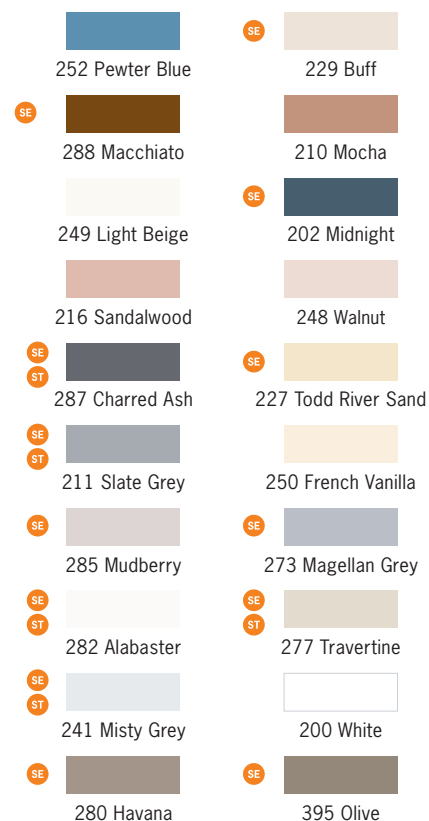
Neutral cure silicone ideal for non-staining of natural stones and underwater joints.

	
Travertine	Alabaster
	
Misty Grey	Sand Beige
	
Slate Grey	Charred Ash
	
Ultra White	Clear

NOTE: Colours on this page are indicative and limited by the print process and may differ slightly to the actual product colour.


ARDEX FG 8 GROUT

Highly versatile, flexible coloured grout for tile joints (1 to 8mm wide), exceptionally easy to use.



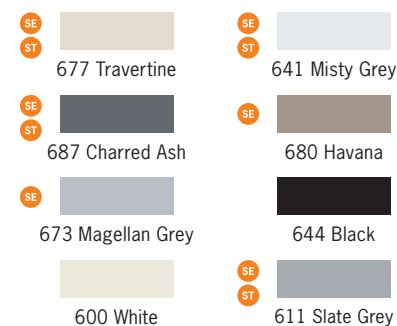
ARDEX FS-DD

Fine tile grout, ideal for narrow joints (1 to 4mm wide) and polished porcelain.



ARDEX EG 15

Easy-clean, high-performance epoxy grout for joints 1.5 to 15mm wide.



SE Indicates that there is a matching ARDEX SE Silicone available.

ST Indicates that there is a matching ARDEX ST Silicone available.

NOTE: Colours on this page are indicative and limited by the print process and may differ slightly to the actual product colour.

SURFACE PREPARATION

ARDEX MULTIPRIME WATER-BASED PRIMER



ARDEX Multiprime is a water-based primer for improving adhesion of ARDEX products to various porous substrates.

- Water-based – no solvent hazard
- Quick drying
- Improves adhesion

Location

- Internal or external
- Horizontal or vertical
- Use ARDEX ST silicone as bond breaker when using ARDEX waterproofing membranes

Substrates

- Fibre-cement sheet
- Concrete, render, screeds
- Masonry and lightweight concrete blocks
- Jointing compound over plasterboard
- Autoclaved aerated concrete (AAC)

Coverage	6m ² per litre
Drying Time	Approx. 15-30 mins
Code	4L: 10156 20L: 10155

ARDEX P 9



SINGLE PART PRIMER FOR NON-POROUS SUBSTRATES

A water-based primer used for improving the adhesion of ARDEX tiling products to smooth, dense and various non porous substrates. It is easy to apply with a brush or roller, with applications of subsequent products able to take place with minimal downtime.

Location

- Internal or external
- Horizontal or vertical

Substrates

In tiling applications

- Internal particleboard, plywood, sheet and timber
- Fibre-cement sheet
- Concrete, renders, screeds
- Masonry and lightweight concrete blocks
- Autoclaved aerated concrete (AAC)
- Existing glazed tiles (see datasheet)
- Metal surfaces
- Plastics (contact ARDEX)
- Epoxy coatings (contact ARDEX)
- Painted surfaces

Contact ARDEX if other substrates are encountered.

Coverage	6–10m ² per litre
Drying Time	Approx. 20 mins
Code	4L: 16778

ARDEX P 51

PRIMER AND BONDING
AGENT FOR POROUS
SUBSTRATES



ARDEX P 51 is a water-based primer, precoat, bonding agent and pore closer for concrete substrates. As a pore closer ARDEX P 51 prevents air bubbles rising from substrates and creating defects in the underlayments.

Application Internal dry surfaces

Coverage

- 1L of undiluted product will cover 6-10m² depending on dilution ratio.

Drying Time 3 - 24 hours

Code 5L: 10231



DECOUPLING, SOUNDPROOFING AND DRAINAGE MATTING

ARDEX DS 70

RECYCLED RUBBER IMPACT
INSULATION MAT



ARDEX DS 70 is a high-performance, resilient rubber flooring underlayment for the reduction of impact sound, decoupling and crack isolation under hard floorcoverings. ARDEX DS 70 is made from 92% post-consumer recycled, wear and water resistant rubber granules and is rated to provide a 14dB improvement. ARDEX DS 70 also acts as a decoupling mat to isolate cracking and substrate movement from the flooring finish.

- For use under ceramic and stone tile, and luxury vinyl tile floorcoverings
- Isolates floor finish from substrate movement and cracking
- Suitable for use with underfloor heating systems
- Resistant to castor wheels
- Made from >90% recycled rubber
- Rated to 14dB as per ISO 10140-3
- 5mm thickness

Location

- Internal
- Residential and commercial

Floor Coverings

- Ceramic and stone tile
- Luxury vinyl tile
- Engineered timber

Roll Size	1.2m x 9.1m x 5mm
Packaging	Code
ARDEX DS 70	20284
ARDEX Perimeter Isolation Strip	20285

ARDEX UD 150

THIN-LAYER UNDERTILE
DRAINAGE MAT



ARDEX UD 150 is an unbonded, passive capillary drainage system for use under an external tiled surface. Acting as a drainage channel underneath the tiled surface, ARDEX UD 150 speeds up the drying process after rainfall and helps reduce the build up of efflorescence.

- A 6mm drainage channel
- Isolates tiled surface from substrate movement and stresses
- Allows passive drainage of moisture through and underneath the tiled surface
- Diffusion slits enable ventilation of residual moisture from cementitious substrates
- Unique combination of intelligent reinforced mesh to provide optimum rigidity and bonding
- ARDEX UD 158 mesh tape to hold together butted joints
- Rated to 16db as per ISO 10140-3

Typical Use

Under tiled surfaces of balconies, decks, patios, terraces and courtyards

Location	External
Mat Size	1.02m x 1.96m
Coverage	2m ² (16m ² per carton)
Packaging	Code
ARDEX UD 150 Carton of 8	30322
ARDEX UD 158	24397

FLOOR LEVELLING

ARDEX K 65

SINGLE PART TIMBER LEVELLER




ARDEX K 65 is an advanced fibre reinforced smoothing and levelling compound for internal use, featuring MICROTEC technology that is designed to rapidly smooth and level new and existing substrates prior to applying a floor finish.

Location	Internal
Coverage	Approx. 1.4kg of ARDEX K 65 powder, per square metre, per millimetre. Dependent on site temp, humidity, installation thickness and floor covering type. Walkable from approx. 2 hours. Conventionally laid carpet and floating floors can be installed after approx. 24 hours. Direct Stick applications, such as vinyl flooring, after 48 hours.
Drying time	
Packaging	20kg: 38352

ARDEX LQ 92

UNDERTILE LEVELLING COMPOUND



ARDEX LQ 92 is a cement-based underlay for levelling uneven concrete floors prior to tiling. Not recommended for use under vinyl coverings.

- Self-smoothing
- Polymer modified – apply from feather edge to 10mm
- Early walkability – tile over after approx 4 hours
- Suitable for use with underfloor heating
- May be mixed with ARDEX Abalastic liquid when incorporating heating wires

Location	Internal or external
Bed Thickness	10mm to feather edge 10 – 25mm w/aggregate
Substrates	Concrete
Coverage	3.8m ² at 3mm thick
Drying time	Tile over after 4 hours
Packaging	20kg: 10146

ARDEX K 900 BF

PUMPABLE BULK-FILL LEVELLING COMPOUND



ARDEX K 900 BF is a cement based underlay for levelling subfloors prior to the application of a floor finish. Designed with a coarse sand aggregate and minimal flow for the easy and efficient installations of thick layers. It can also be used as a fast set mortar when the water mixing ratio is reduced.

- Excellent workability
- Pumpable using an Automatic Mixing Pump
- Suitable for heavy traffic

Location

- Internal above grade applications
- Below grade application with ARDEX moisture barrier
- Can be used under ARDEX undertile membranes

Floor Coverings

- Linoleum, vinyl, carpet
- Ceramic and quarry tiles
- Timber floors (contact ARDEX Technical Services)

Drying Time	Walkable from 4 hours Overlay after 16 hours
Thickness	3 – 90mm
Substrates	Concrete
Coverage	1m ² at 10mm thick
Packaging	20kg: 10237

ARDITEX NA

LATEX LEVELLING AND SMOOTHING COMPOUND



ARDITEX NA is a two-part self-levelling and smoothing compound with excellent flow, adhesion, flexibility, and moisture resistance. These unique properties ensure that ARDITEX NA can be used over almost all subfloors without priming, including ceramic tiles, bitumen and flooring-grade plywood.

- Self-smoothing
- Polymer modified
- Early walkability

Location

- Internal, external
- Under damp proof membranes

Substrates

- New or existing concrete
- Damp or moisture-vulnerable concrete
- Ceramic and quarry tiled floors
- Steel decks (contact ARDEX technical services)
- Timber floors (contact ARDEX technical services)

Floor coverings

- Linoleum, vinyl, carpet
- Ceramic and quarry tiles
- Floating timber

Drying times	Trafficable after 2 hours Tile over after 3 hours Floorcoverings: 4 hours
Thickness	12mm to feather edge 12 – 30mm w/aggregate
Coverage	12m ² at 1mm thick
Packaging	25kg kit: 8000011

ARDEX A 46

EXTERNAL PATCHING COMPOUND



ARDEX A 46 is a rapid setting and drying, slump-free mortar. Easy to use ARDEX A 46 mixes and trowels easily and gives a smooth finish on both walls and floors. The exceptional hardness and shrinkage free finish of ARDEX A 46 is ideal for creating new ramps, forming coves, patch repairs, stairs, making good around penetrations and filling cracks.

- Slump-free mortar
- Walkable from 2 to 3 hours
- Ready for tile and surface coatings from 24 hours

Location

- Internal, external
- Above and below grade applications

Drying time	Walkable: 2 - 4 hours Floorcoverings: 24 hours
Thickness	2 – 30mm
Substrates	Concrete
Coverage	6.4m ² at 2mm thick
Code	20kg: 19968

ARDEX K 301

EXTERNAL LEVELLING & SMOOTHING COMPOUND



ARDEX K 301 is a levelling and smoothing compound for repairing and resurfacing internal and external concrete floors and ARDEX screeds. It can be used for filling, smoothing and levelling subfloors prior to coating, or installing tiles or other suitable floorcoverings. ARDEX K 301 can also be used as a wear surface in workshops, domestic garages, storage areas, light commercial areas, courtyards and footpaths.

- Easy to install
- Can be applied to moist substrates
- Quick drying - walkable after 2-3 hours

Location	Internal or external
-----------------	----------------------

Substrates

- New and existing concrete
- ARDEX A 38 or ARDEX A 48 screeds

Floor Coverings

- ARDEX polyurethane or epoxy coatings
- Ceramic and quarry tiles
- Carpet, vinyl

Drying Time

- Walkable and tileable after 2-3 hours (3mm layer)
- Ready for carpet & floating floors after 24 hours
- Ready for direct stick applications after 48 hours

Thickness	2mm – 20mm
Coverage	20kg: 6m ² at 2mm thick
Code	20kg: 10460

SCREEDS

ARDEX A 38

RAPID SET
CEMENT SCREED



ARDEX A 38 is a rapid set cement screed that has been designed for all types of floor coverings and is especially effective when installing moisture sensitive coverings. ARDEX A 38 produces a screed that improves on-site efficiencies by allowing traffic shortly after application and laying of the floor covering on the same day.

- Suitable for bonded or unbonded applications
- Dimensionally stable - tension and shrinkage free
- Ready to tile after 8 hours

Location	Internal and external
-----------------	-----------------------

Floor Coverings

- ARDEX WPM 750 WeldTec undertile waterproofing
- ARDEX liquid undertile waterproofing membranes
- Tiles
- Natural stones
- Terrazzo
- Resilient and textile floorcoverings
- Parquet

Drying Time

- Trafficable and ready to receive tiles after 8 hours
- Ready for smoothing cements after 24 hours
- Ready for ARDEX liquid undertile membranes and textile floorcoverings after 48 hours

Thickness	Unbonded: at least 35mm Bonded: at least 15mm
------------------	--

Substrates	Concrete
-------------------	----------

Coverage	6.5m ² per 10mm for 20kg bag mixed with 100kg of ARDEX Gravel Mix
-----------------	--

Packaging	20kg: 11204
------------------	-------------

ARDEX A 48

PREMIXED RAPID
SET CEMENT SCREED



ARDEX A 48 is a premixed, rapid set, cement screed preparation that has been designed for all types of floor coverings and is especially effective when installing moisture sensitive coverings. The rapid cure allows floor coverings to be installed quicker than regular screeds.

- Fast-cure - tile on top in 4 hours
- Premixed cement and aggregate
- Shrinkage and tension free

Location	Internal and external
-----------------	-----------------------

Floor Coverings

- ARDEX WPM 750 WeldTec undertile waterproofing
- ARDEX liquid undertile waterproofing membranes
- Tiles
- Natural stones
- Terrazzo
- Resilient and textile floor coverings
- Parquet

Drying Time

- Trafficable and ready to receive tiles after 4 hours
- Ready for ARDEX WPM 750 and smoothing cements after 24 hours
- Ready to receive ARDEX liquid undertile membranes, parquet, resilient and textile floor coverings after 48 hours

Thickness	Unbonded: 35 – 70mm Bonded: 15 – 50mm
------------------	--

Coverage	1m ² per 10mm
-----------------	--------------------------

Code	20kg: 13002
-------------	-------------



ARDEX SCREED ADDITIVES

AGGREGATES FOR
A 38 POWDER

Packaging	Code
ARDEX Gravel Mix 20kg	11225
ARDEX Engineered Sand 20kg	30565



WATERPROOFING

ARDEX WPM 155 RAPID

FAST-DRYING
UNDERTILE LIQUID
MEMBRANE



ARDEX WPM 155 Rapid is a water-based polyurethane-acrylic liquid waterproofing membrane developed for high performance undertile waterproofing. Use ARDEX WPM 155 RAPID with ARDEX STB tape on all junctions and joints to begin tiling after 4 hours in 23°C at 50% relative humidity.

- BRANZ Appraised (No. 472 and 473)
- Excellent adhesion with ARDEX tile adhesives
- Great film build – easy to gauge thickness
- Compatible with ARDEX tile adhesives

Location

- Internal or external
- Horizontal or vertical

Substrates

- Concrete
- Renders and screeds
- Fibre-cement sheet
- Plasterboard

Coverage	1.1m ² /L when used with ARDEX ST Tapes
-----------------	--

Drying Time	Recoat: 1 - 2 hours Tile in 4 - 6 hours Full cure: 3 days
--------------------	---

Codes	5.3kg: 41064 20kg: 40938
--------------	-----------------------------

ARDEX WPM 001

ONE-COMPONENT
ACRYLIC
WATERPROOFING
MEMBRANE



ARDEX WPM 001 is a tough, ready to use undertile waterproofing membrane. It has been uniquely formulated with synthetic microfibres to increase its strength and eliminate the need for a separate reinforcement mat.

- BRANZ Appraised (No. 472 and 473)
- Advanced acrylic polymers – will not re-emulsify
- Flexible - Class III Membrane conforms to E3/AS1 and E3/AS2
- Low VOC content

Location

- Internal
- Horizontal or vertical

Substrates

- Concrete, renders and screeds
- Wet area compatible fibre-cement sheet
- Wet area grade plasterboard
- Structural plywood
- Wet area grade particleboard

Coverage	Floors: 7.5m ² Walls: 15m ²
-----------------	--

Drying Time (temperature dependent)	Recoat: 1 - 2 hours Tile in 48 hours Full cure: 3 days
--	--

Packaging	20kg pail: 40903
------------------	------------------

ARDEX WPM 002

TWO-COMPONENT, FIBRE-
REINFORCED ACRYLIC
WATERPROOFING MEMBRANE



ARDEX WPM 002 is a two-component, fibre-reinforced acrylic waterproofing membrane specifically designed for use under tiled surfaces and vinyl floor coverings. ARDEX WPM 002 is uniquely formulated with synthetic microfibres to increase strength.

- BRANZ Appraised (No. 472 and 473)
- Advanced acrylic polymers – will not re-emulsify
- Class III two component cementitious membrane that conforms to AS4858:2004 Wet Area Membrane (Ref: CSIRO Report 3879)
- Fibre reinforced – no need for reinforcing mat

Location

- Internal or external
- Suitable for permanent immersion
- Horizontal or vertical

Substrates

- Concrete, renders and screeds
- Wet area compatible fibre-cement sheet
- Wet area grade plasterboard
- Structural plywood (internal only)
- Wet area grade particleboard (internal only)

Coverage	Floors: 16m ²
	Walls: 24m ²

Drying Time	Recoat: 1 - 2 hours
	Tile in 16 - 24 hours
	Full cure: 3 days

Packaging	Code
Part A - liquid - 20kg	10595
Part B - powder - 20kg	10597
20L Kit	8000021

ARDEX WPM 300

WATER-BASED
EPOXY MEMBRANE



ARDEX WPM 300 is a two component water based epoxy polyamide membrane/barrier coating. Ideal over green concrete or wet/damp surfaces prior to application of tile adhesives, levelling compounds and waterproofing membranes. Withstands hydrostatic pressure. ARDEX WPM 300 can be applied with a sand broadcast when used under tiling applications.

- Adheres to damp surfaces and green concrete
- Approved for use with potable water
- Withstands hydrostatic pressure

Location

- Internal or external
- Horizontal or vertical

Substrates

- Concrete
- Concrete block
- Screeds and renders
- Brick and masonry
- Stone

Coverage	2.5 - 3m ² /L per coat
-----------------	-----------------------------------

Drying Time	Recoat: 4 hours
	Full cure: 7 days

Codes	20L kit: 8000082
	4L kit: 10207

ARDEX WPM 750

WELDTec™ INTERNAL
UNDERTILE WATERPROOFING
MEMBRANE



ARDEX WPM 750 is a synthetic rubber sheet membrane that is designed for waterproofing tiled areas. Laps and corners are to be heat formed and/or welded. The membrane has polypropylene filaments on both sides for better wetting by water-based adhesives. Tiling can begin 60 minutes after installation.

- WeldTec™ technology for strong laps and detailing
- BRANZ Appraised (No. 727)
- Thin and consistent waterproofing gauge
- Fleece-lined for better adhesion
- Excellent flexibility
- Made in New Zealand

Location

- Internal wet areas
- Horizontal or vertical

Substrates

- Concrete, renders and screeds
- Plywood
- CFC sheet
- Timber
- Closed-cell polyurethane foam
- Paper-faced plasterboard
- Wet wall linings i.e. Gib Aqualine, VillaBoard

Thickness	0.75mm
------------------	--------

Coverage	20m x 1.4m
-----------------	------------

Code	13319
-------------	-------

ARDEX WPM 1000

WELDTec™ EXTERNAL
UNDERTILE WATERPROOFING
MEMBRANE



ARDEX WPM 1000 is a fleece-lined waterproofing sheet membrane specially formulated for the direct adhesion of tiled systems or other non-exposed uses. ARDEX WPM 1000 is heat-welded at laps and seams to create a superior bond, consistent gauge and allow a quick installation. ARDEX WPM 1000 has excellent flexibility, durability, and superior resistance to tearing, cracking, bubbling and absorption.

- Manufactured in New Zealand
- BRANZ Appraised (No. 927)
- WeldTec™ technology for strong laps and detailing
- Fleece-lined for greater adhesion
- Thin and consistent membrane thickness
- Excellent flexibility - no requirement for fillet or bond breakers
- Excellent resistance to tearing, cracking, bubbling, and absorption

Location	External floors
-----------------	-----------------

Substrates

- Concrete, renders and screeds
- Plywood
- CFC sheet
- Timber
- Closed-cell polyurethane foam
- Paper-faced plasterboard
- Wet wall linings i.e. Gib Aqualine, VillaBoard

Thickness	1.2mm
------------------	-------

Coverage	20m x 1.4m
-----------------	------------

Code	16475
-------------	-------

ARDEX ST TAPE

SELF-ADHESIVE
BUTYL TAPE



ARDEX ST Tapes are uncured, self-adhesive butyl tapes used for the reinforcement of critical areas and detailing in the ARDEX WPM 155 Rapid or ARDEX WPM 002 liquid undertile waterproofing systems.

- High tear resistance
- High elasticity
- Alkali resistant

Packaging	Code
ARDEX STA Tape 2.4m x 400mm	19216
ARDEX STB Tape 15m x 75mm	16870



CRACK REPAIR & JOINT SEALANTS

ARDEX RA 54

FAST-SETTING, SEMI-RIGID
POLYUREA JOINT SEALANT



ARDEX RA 54 is used to fill interior control joints or new construction saw joints on horizontal concrete surfaces. ARDEX RA 54 is designed for industrial floor applications receiving heavy duty vehicle traffic.

- Cure time - trafficable
- Can be applied in temperatures down to -40°C
- Suitable for heavy-duty vehicle traffic
- Self levelling

Typical use

- Filling interior control joints
- Filling new construction saw joints
- Industrial flooring applications

Location	Internal Horizontal applications
Elongation	82%
Coverage	3.1m for 3x25mm joint
Drying Time	Shaving time: 45 min Trafficable: 90 min
Code	627mL: 22778

ARDEX RA 56

LOW-VISCOSITY, RIGID,
HYBRID POLYURETHANE
CRACK & SPALL REPAIR



ARDEX RA 56 is a specially formulated, very low viscosity, two-part hybrid polyurethane, rapid cure, concrete repair material. Its low viscosity offers deep penetration into concrete cracks providing a structural repair.

- Ultra-low viscosity penetrates deep into cracks
- Trafficable in 60 mins
- Cures stronger than concrete

Typical use

- Repair of non-structural hairline cracks
- Spall repair with addition of aggregate

Location	Internal or external Non-structural applications
Elongation	5%
Coverage	3m for 3x25mm
Drying Time	Gel time: 2 – 3 mins Tack-free time: 12 mins Full cure: 60 mins
Code	254mL: 19930 650mL: 22779

ARDEX RA 88

MULTI-PURPOSE EPOXY REPAIR ADHESIVE



ARDEX RA 88 is a multi-purpose, rapid cure, high strength epoxy bonding and repair adhesive system. It will bond almost any material together. Its specially formulated non-sag property is also perfect for overhead and vertical repairs.

- Non-sag
- Ready to apply - no mixing needed
- Fast cure time
- Suitable for use in immersed applications

Typical use

- Repair adhesive for almost any material
- Repairing holes, spalls and cracks in concrete
- Repairing rotten wood
- Installing anchor bolts
- Repairing handrails
- Capping gel for ARDEX Crack Injection applications
- Structural crack repair with Rhino Crack Lock

Location	External or internal Horizontal, vertical, overhead
Coverage	6m with 6x6mm bead
Drying Time	Gel time: 8 mins Working time: 20 mins Cure time: 2 hours
Code	254mL: 19927

ARDEX RA 142

SUPER LOW-VISCOSITY, STRUCTURAL, CONCRETE CRACK INJECTION EPOXY



ARDEX RA 142 Injection Resin is a super low viscosity, two component, 2:1 ratio, 100% solids, high modulus, and structural epoxy adhesive. ARDEX RA 142 can be used at temperatures between 10°C - 35°C, for a variety of repair projects including vertical crack repair.

- Ultra-low viscosity - suitable for cracks down to 0.05mm
- Solvent free
- Pressure injection and gravity feed structural crack repair

Typical use

- Repair of structural hairline to fine-width cracks
- Spall repair when mixed with aggregate to create an epoxy mortar
- Structural crack repair with Rhino Crack Lock

Location	External or internal Vertical or horizontal Structural applications
Coverage	142m for 1x3mm crack
Crack Width	0.5mm – 3mm
Drying Time	Full cure: 24 hours
Code	470mL: 22780

ARDEX RA 144

LOW-VISCOSITY, STRUCTURAL, CONCRETE CRACK INJECTION EPOXY



ARDEX RA 144 is a low viscosity, high modulus structural epoxy adhesive used for a variety of repair projects. With its low viscosity, it is perfect for horizontal gravity-feed repair of fine to medium size cracks.

- Ideal for fine to medium width cracks
- Solvent free
- Exceptional bonding and sealing capabilities

Typical use

- Repair of structural fine-medium width cracks
- Spall repair when mixed with an aggregate to create an epoxy mortar
- Shear fracture repairs on interior and exterior concrete slabs
- Structural crack repair with Rhino Crack Lock

Location	External or internal Vertical or horizontal Structural applications
Coverage	7m for 6x10mm crack
Crack Width	3mm – 6mm
Drying Time	Full cure: 24 hours
Code	470mL: 22791

ARDEX RA 146

BLINDSIDE, CONCRETE CRACK INJECTION EPOXY GEL



ARDEX RA 146 is a thixotropic structural epoxy adhesive system with a gel-like consistency ideal for repair of medium size cracks (6 - 10mm) when using an injection port system. A thixotropic gel is multi-viscous and flows like a liquid while under pressure and will cease flowing when no pressure is being applied.

- Ideal when one side of a crack is inaccessible
- Pressure-injection thixotropic gel
- Solvent free

Typical use

- Repair of structural medium-large width cracks
- Structural crack repair with Rhino Crack Lock™
- Blindside crack repair

Location	External or internal Vertical or horizontal Structural applications
Coverage	7m for 6x10mm crack
Crack Width	6mm – 10mm
Drying Time	Full cure: 24 hours
Code	470mL: 22792

ARDEX RA 040

POLYURETHANE-BASED
JOINT SEALANT



ARDEX RA 040 is a one-component, polyurethane based joint sealant. It has excellent bond strength to most porous and non-porous substrates without the use of a primer.

- Easy to use - one component
- Non-sag
- Excellent primerless adhesion
- Suitable for temperatures from -30 – 120°C


Typical use

- Expansion joints up to 25% anticipated movement
- Joint sealing in pre-fabricated and tilt-up buildings
- Sealing between window and door frames
- Sealing moving cracks

Location	External or internal Vertical, horizontal, overhead
Coverage	24m at consistent 5mm ø bead
Drying Time	Skin formation: 1 hour Cure time: 24 hours (2mm)
Code	600mL sausage: 24541

RHINO CRACK LOCK

CRACK BRIDGING
STITCH



The Rhino Concrete Crack Lock is a revolutionary new product made of carbon fibre developed to improve concrete crack repair. Once installed, the Crack Lock permanently bonds both sides of the crack together.

- Prevents further cracking in concrete
- Increases seismic strength to repairs
- Non-corrosive and alkali resistant


Typical use

- Stopping and preventing further cracks in both structural and non-structural concrete
- For increasing seismic strength to repairs after earthquakes
- With ARDEX epoxy crack repair systems

Location

- External or internal
- Vertical or horizontal
- Structural applications

Code 20 stitches: 30440



TILING SYSTEMS



TILING SYSTEMS

The following pages outline the best SystemARDEX solutions for a variety of tiling situations.

These systems should only be used in conjunction with the guidance given in the current ARDEX datasheets for the individual products shown.

Detailed design datasheets are available for some of the key systems. Site specific guidance can be provided by contacting your local ARDEX representative or the ARDEX Technical Services Departments.

System	Tiling System	Tiling Situation				Page
		Wall	Floor	Wet Area	Dry Area	
INTERNAL TILING SYSTEM						
1	Floor Tiling to Concrete or Cement/ Sand Screeds		✓	✓	✓	69
2	Floor Tiling over Timber		✓	✓	✓	70
3	Floor Tiling over Heated Concrete (Thermally Cycled)		✓	✓	✓	71
4	Floor Tiling over an Undertile Heating Cable System		✓	✓	✓	72
5	Floor Tiling over Damp Concrete or Cement Screeds		✓	✓	✓	73
6	Floor Tiling for Soundproofing		✓	✓	✓	74
7	Wall Tiling to Concrete, Cement/ Sand Renders, Plasterboard and Moisture Resistant Plasterboard	✓		✓	✓	75
8	Wall Tiling over Aerated Concrete and Concrete Blocks	✓		✓	✓	76
9	Wall Tiling over Fibre Cement Sheet	✓		✓	✓	77
10	Shower Tiling System	✓	✓	✓	✓	78
EXTERNAL TILING SYSTEM						
11	External Floor Tiling over Concrete or Cement/Sand Screeds		✓	✓		80
12	Wall Tiling to Concrete or Cement/ Sand Render, Brickwork or Blockwork Walls		✓	✓		81
13	Swimming Pool Tiling System	✓	✓	✓		82
14	External Tiling System		✓			84



TILING SYSTEM SELECTOR

PREPARING TO TILE

All backgrounds must be rigid, clean, stable and free from any barriers to adhesion such as dust, plaster droppings, grease, paint, sealers, polish and any water softenable or loosely adhered materials. Good adhesion to a stable background is very important to guarantee the successful application of tiling.

Surfaces to be tiled must be flat and when checked with a 2m straight edge, any gap under the straight edge between points of contact with the surface should not exceed 3mm. Any small scale irregularities should be pre-smoothed before tiling.

If thicker layers need to be made up, consideration should be given to the use of the appropriate ARDEX smoothing compound. Tile adhesives should NOT be used in lieu of levelling compounds.

INTERNAL WALLS AND FLOORS

CONCRETE

Allow at least 28 days drying time prior to fixing new tiles onto new concrete. Ensure mould, oil and curing agents are removed. Prime with ARDEX Multiprime.

AERATED CONCRETE

Allow at least 6 weeks drying time for new walls before tiling or rendering. Render should not exceed 13mm in thickness. Prime render with 2 coats of ARDEX Multiprime.

SAND/CEMENT RENDER

Wood float finish and prevent rapid drying of the surface for 7 days. Allow to air dry for at least one week prior to tiling. Prime with ARDEX Multiprime.

EXISTING CERAMIC TILING

Ensure existing tiling is well adhered and can support the new tile bed. Thorough cleaning and rinsing off is essential. Contact ARDEX for appropriate adhesive recommendations.

GYPSUM PLASTER

Do not use in wet or damp conditions, must be dry and at least 4 weeks old. Brush down surface prior to tiling. Where required use ARDEX Multiprime.

COMPOSITE BOARDS

Check with manufacturer for guidance on dimensional stability. Priming or surface preparation may be required.

PLASTERBOARD

Ensure boards are rigidly braced and adequately supported; fix directly to the paper facing. Do not skim with plaster.

BRICKWORK

Allow new walls to dry for at least 6 weeks prior to rendering. Brickwork must be rendered prior to tile installation. Prime with ARDEX Multiprime.

WET LOCATIONS

Backgrounds should be water-resistant and suitable for direct fixing. Tiles should be solid bed fixed.

CONCRETE BLOCKWORK

New walls should be built with dry blocks. Allow 6 weeks drying time before rendering. Blockwork should be rendered prior to tile installation. Prime render with ARDEX Multiprime.

SAND/CEMENT SCREED

New cement and sand screeds require at least 7 weeks drying time prior to fixing tiles. Prime screed with ARDEX Multiprime.

EXTERNAL WALLS AND FLOORS

CEMENT/SAND RENDER AND SCREED

Wood float finish and prevent rapid drying out. Allow to air dry for at least 7 days prior to tiling. Prime render or screed with ARDEX Multiprime.

CONCRETE

Allow at least 28 days drying time prior to fixing tiles onto new concrete. Ensure all formwork release agents are removed. Prime with ARDEX Multiprime.

TERRAZZO

Ensure existing terrazzo is well adhered. Thorough cleaning and rinsing off is essential; mechanical preparation may be required.

TIMBER FLOORS

Only suitable on engineered sheet timber such as plywood or particle board. Prime with ARDEX P9.

BRICKWORK

Allow new walls to dry for at least 6 weeks prior to rendering. Brickwork must be rendered prior to tile installation. Prime render with ARDEX Multiprime.

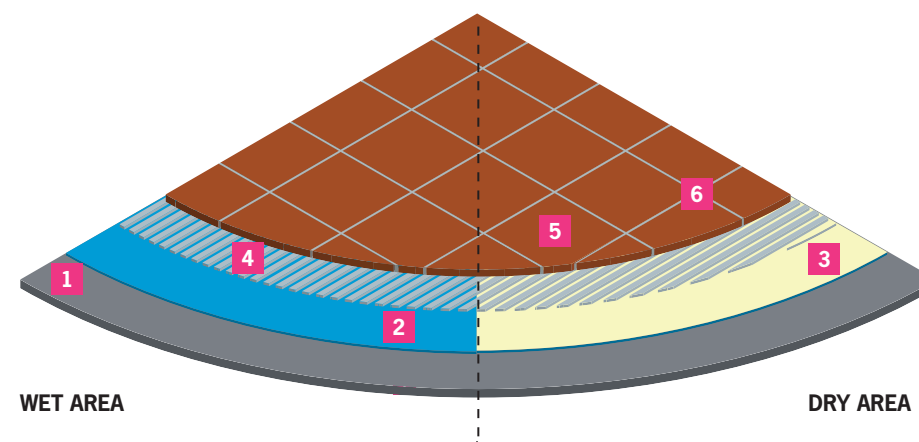
EXISTING CERAMIC TILING











Ensure existing tiling is well adhered and can support the new tile bed. Tiles must be mechanically prepared in ALL external situations. Consult with ARDEX Technical Services.

* Wet areas and dry areas are included in the systems where appropriate

TILING SYSTEM 1

Internal Floor Tiling to Concrete or Cement/Sand Screeds

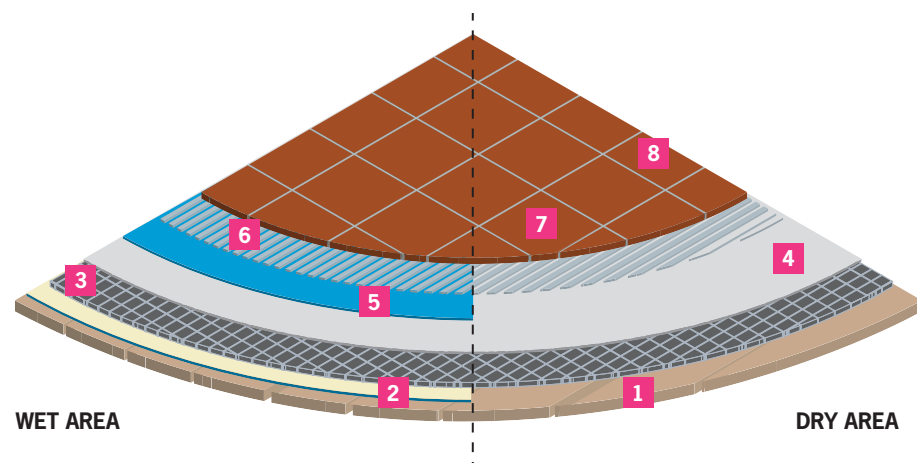


1		OR		2		OR	
ARDEX A 38			ARDEX A 48	ARDEX WPM 002			ARDEX WPM 155 Rapid
Rapid-Set Cement Screed + ARDEX Engineered Sand			Premixed Rapid Set Cement Screed	Two Part Bathroom and Balcony Liquid Waterproofing Membrane			Modified Polyurethane Membrane
3				OR			
ARDEX Multiprime			ARDEX X 17		ARDEX X 18		
Water-Based Primer			Flexible, Non-Slump, Wall & Floor Tile Adhesive		Fibre Reinforced Flexible Non-Slump Wall and Floor Tile Adhesive		
5		OR		6			
Narrow joints: ARDEX FS-DD			ARDEX EG 15	ARDEX SE			
Standard joints: ARDEX FG 8			Easy Clean High Performance Epoxy Grout	Silicone			

NOTE: For natural stone tiling, please refer to the 'ARDEX Natural Stone Tiling Guide'.
If smoothing or levelling of the sub-floor is required prior to tiling the use of the appropriate ARDEX smoothing or levelling compound should be considered.

TILING SYSTEM 2

Internal Floor Tiling over Timber



- | | | | |
|--|---|--|---|
| 1
Timber | 2

ARDITEX NA
Universal levelling
smoothing compound
(incl. falls for drainage in
wet area) | 3
Fibre Cement Sheet | 4

ARDEX P 9
Single-Part Primer |
| 5

ARDEX WPM 002 OR ARDEX WPM 155 Rapid
Two Part Bathroom
and Balcony Liquid
Waterproofing Membrane | 6

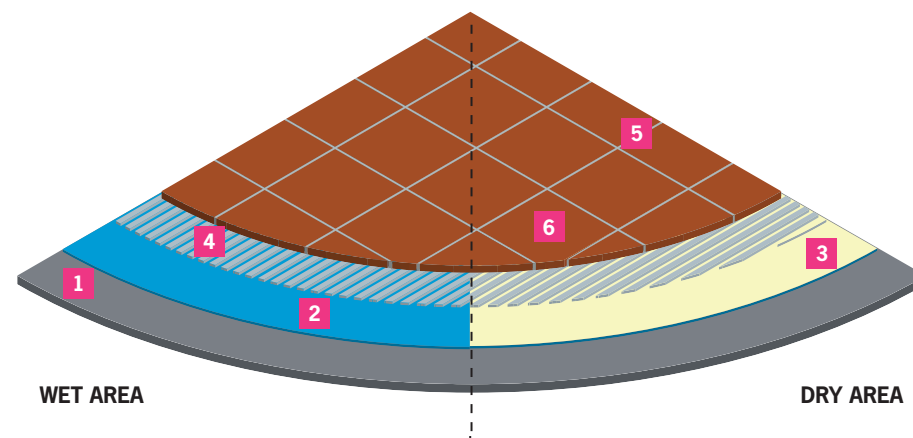
ARDEX X 18 OR ARDEX X 56
Fibre Reinforced Flexible
Non Slump Wall and Floor
Tile Adhesive | 7

Narrow joints:
ARDEX FS-DD
Standard joints:
ARDEX FG 8 | |
| +
ARDEX GROUT
BOOSTER OR | |
ARDEX EG 15
Easy Clean
High Performance
Epoxy Grout | |
| | | 8

ARDEX SE
Silicone | |

TILING SYSTEM 3

Internal Floor Tiling over Heated Concrete (Thermally Cycled)



- | | | | | |
|---|--|--|--|--------------------------------------|
| 1
Thermally Cycled Heated Concrete (pipes in the concrete
itself). Concrete must include falls for drainage for a wet
area. Contact ARDEX for more info. | 2

ARDEX WPM 002 OR ARDEX WPM 155 Rapid
Two Part Bathroom
and Balcony Liquid
Waterproofing Membrane | 3

ARDEX Multiprime
Water-Based Primer | 4

ARDEX X 18
Fibre Reinforced Flexible
Non Slump Wall and Floor
Tile Adhesive | 5

ARDEX SE
Silicone |
| 6

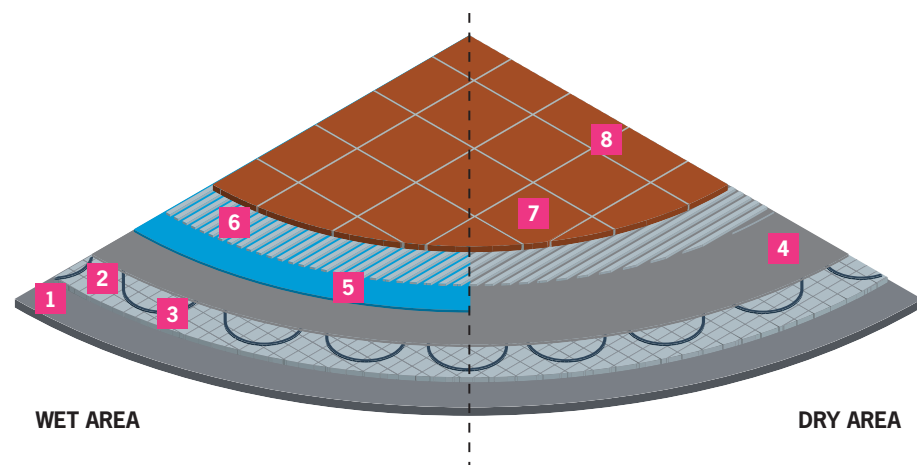
Narrow joints:
ARDEX FS-DD
Standard joints:
ARDEX FG 8 | | | | |
| +
ARDEX GROUT
BOOSTER OR | | | | |
|
ARDEX EG 15
Easy Clean
High Performance
Epoxy Grout | | | | |

**ARCHITECTS,
SPECIFIERS AND
DESIGNERS**
For specification support
and project assistance,
please contact ARDEX on
0800 227 339 to speak
to your local ARDEX
representative or visit
ardex.co.nz

NOTE: For natural stone
tiling, please refer to the
'ARDEX Natural Stone
Tiling Guide'.

TILING SYSTEM 4

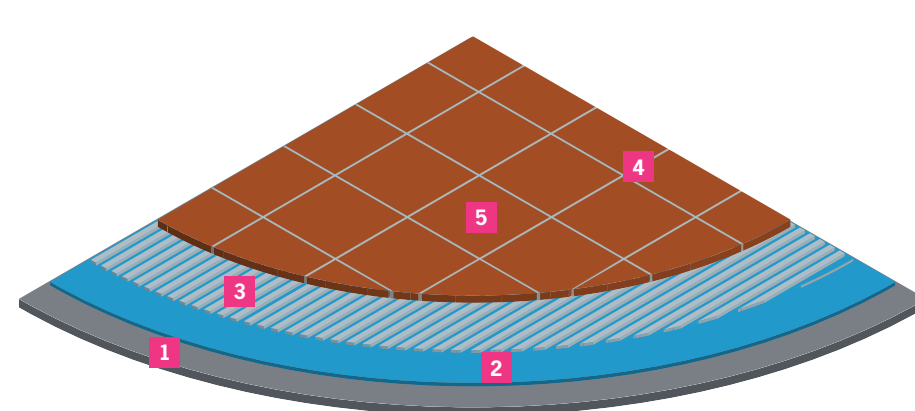
Internal Floor Tiling over an Undertile Heating Cable System



- | | | | | | | | |
|---|---|----|--|----|--|----|---|
| 1 | | OR | | 2 | Insulation board | 3 | Undertile cable heating system |
| | ARDEX A 38
Rapid-Set Cement Screed + ARDEX Engineered Sand | | ARDEX A 48
Premixed Rapid Set Cement Screed | | | | |
| 4 | | 5 | | 6 | | OR | |
| | ARDITEX NA
Pre smoothing layer of ARDITEX NA or ARDEX adhesive as shown above | | ARDEX WPM 750
WeldTec Undertile Sheet Membrane | | ARDEX X 17
Flexible, Non-Slump, Wall & Floor Tile Adhesive | | ARDEX X 18
Fibre Reinforced Flexible Non-Slump Wall and Floor Tile Adhesive |
| 7 | | + | | OR | | 8 | |
| | Narrow joints:
ARDEX FS-DD
Standard joints:
ARDEX FG 8 | | ARDEX GROUT BOOSTER | | ARDEX EG 15
Easy Clean High Performance Epoxy Grout | | ARDEX SE
Silicone |

TILING SYSTEM 5

Internal Floor Tiling over Damp Concrete or Cement Screeds



- | | | | |
|---|---|----|--|
| 1 | Damp Concrete/Cement screed | 2 | |
| | | | ARDEX WPM 300
Water-Based Epoxy Membrane if controlling hydrostatic pressure |
| 3 | | OR | |
| | ARDEX X 17
Flexible, Non-Slump, Wall & Floor Tile Adhesive | | ARDEX X 18
Fibre Reinforced Flexible Non-Slump Wall and Floor Tile Adhesive |
| 5 | | + | |
| | Narrow joints:
ARDEX FS-DD
Standard joints:
ARDEX FG 8 | | ARDEX GROUT BOOSTER |
| | | OR | |
| | | | ARDEX EG 15
Easy Clean High Performance Epoxy Grout |

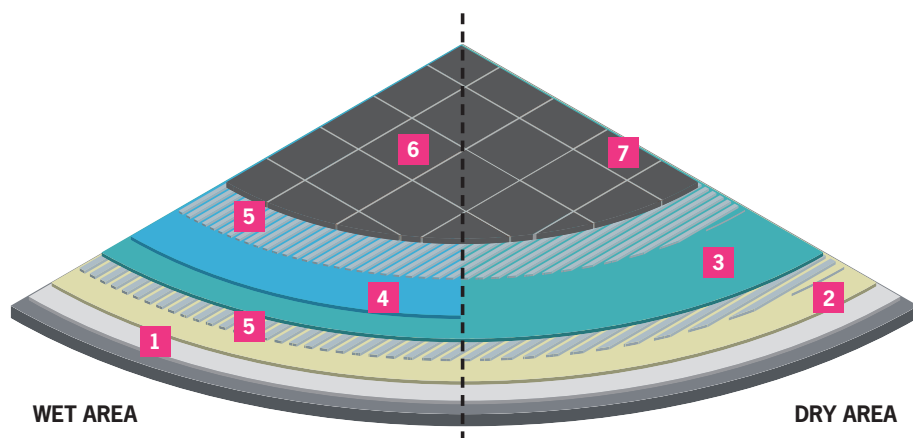
ARCHITECTS, SPECIFIERS AND DESIGNERS








For specification support and project assistance, please contact ARDEX on 0800 227 339 to speak to your local ARDEX representative or visit ardex.co.nz

NOTE: For natural stone tiling, please refer to the 'ARDEX Natural Stone Tiling Guide'.

TILING SYSTEM 6

Internal Floor Tiling for Soundproofing












<p>1</p>  <p>ARDEX LQ 92 OR ARDITEX NA Undertile Levelling Compound for concrete substrates Self Levelling and Smoothing Compound for timber substrates</p>	<p>2</p>  <p>ARDEX Multiprime Water-Based Primer</p> <p>3</p>  <p>ARDEX DS 70 Recycled Rubber Impact Insulation Mat</p>
<p>4</p>  <p>ARDEX WPM 002 OR ARDEX WPM 155 Rapid Two Part Bathroom and Balcony Liquid Waterproofing Membrane Modified Polyurethane Membrane + ARDEX ST Tape</p>	<p>5</p>  <p>ARDEX X 56 OR ARDEX X 18 Highly Flexible Tile Adhesive Fibre Reinforced Flexible Non-Slump Wall and Floor Tile Adhesive</p>
<p>6</p>  <p>Narrow joints: ARDEX FS-DD Standard joints: ARDEX FG 8 ARDEX AF 180 may also be used for bonding of DS70</p> <p>+ ARDEX GROUT BOOSTER OR ARDEX EG 15 Easy Clean High Performance Epoxy Grout</p>	<p>7</p>  <p>ARDEX SE Silicone</p>

TILING SYSTEM 7

Internal Wall Tiling to Concrete, Cement/Sand Renders, Plasterboard and Moisture Resistant Plasterboard

ARCHITECTS, SPECIFIERS AND DESIGNERS

For specification support and project assistance, please contact ARDEX on 0800 227 339, speak to your local ARDEX representative or visit ardex.co.nz

<p>1</p> <p>Cement/Sand Render or Plasterboard/Moisture Resistant Plasterboard</p>	<p>2</p>  <p>ARDEX Multiprime Water-Based Primer</p>
<p>3</p>  <p>ARDEX WPM 002 Two Part Bathroom and Balcony Liquid Waterproofing Membrane</p>	<p>OR</p>  <p>ARDEX WPM 155 Rapid Modified Polyurethane Membrane + ARDEX ST Tape</p>
<p>4</p>  <p>ARDEX X 18 Fibre Reinforced Flexible Non-Slump Wall and Floor Tile Adhesive</p>	<p>OR</p>  <p>ARDEX X 17 Flexible Non-Slump Wall and Floor Tile Adhesive</p>
<p>OR</p>  <p>ARDEX X 77 Microtec Flexible Wall and Floor Tile Adhesive</p>	
<p>5</p>  <p>Narrow joints: ARDEX FS-DD Standard joints: ARDEX FG 8</p> <p>OR</p>  <p>ARDEX EG 15 Easy Clean High Performance Epoxy Grout</p>	<p>6</p>  <p>ARDEX SE Silicone</p>

NOTE: The use of ARDEX waterproof coatings will only prevent moisture ingress from the tiled side of the background.
For natural stone tiling, please refer to the 'ARDEX Natural Stone Tiling Guide'.

TILING SYSTEM 8

Internal Wall Tiling over Aerated Concrete and Concrete Blocks

ARCHITECTS, SPECIFIERS AND DESIGNERS

For specification support and project assistance, please contact ARDEX on 0800 227 339, speak to your local ARDEX representative or visit ardex.co.nz

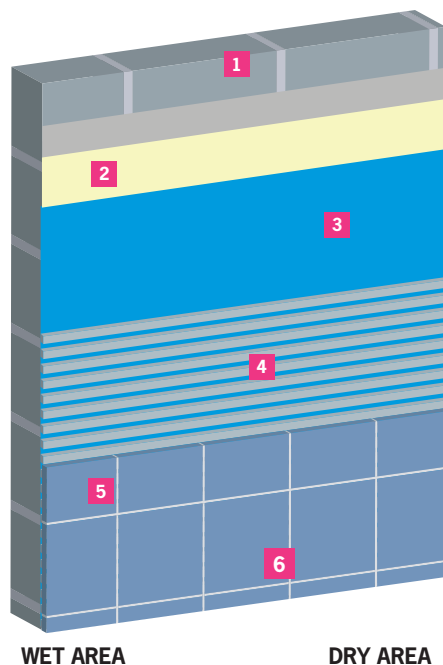
1
Aerated Concrete and Concrete Blocks

2
ARDEX Multiprime
Water-Based Primer

3
ARDEX WPM 002 OR **ARDEX WPM 155 Rapid**
Two Part Bathroom and Balcony Liquid Waterproofing Membrane

4
ARDEX X 17 OR **ARDEX X 18** OR **ARDEX X 68**
Flexible, Non-Slump, Wall & Floor Tile Adhesive

5
ARDEX FS-DD OR **ARDEX EG 15**
Standard joints: **ARDEX FG 8**
Easy Clean High Performance Epoxy Grout



NOTE: For natural stone tiling, please refer to the 'ARDEX Natural Stone Tiling Guide'.

NOTE: Brick/Concrete Blockwork should always be rendered before installing tiles.

TILING SYSTEM 9

Internal Wall Tiling over Fibre Cement Sheet

ARCHITECTS, SPECIFIERS AND DESIGNERS

For specification support and project assistance, please contact ARDEX on 0800 227 339, speak to your local ARDEX representative or visit ardex.co.nz

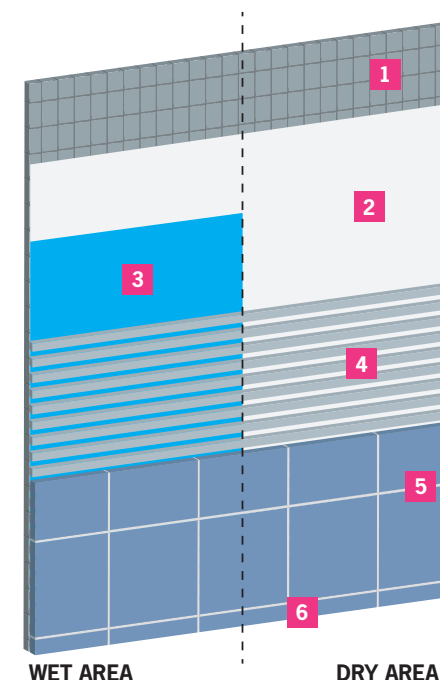
1
Fibre Cement Sheet

2
ARDEX Multiprime
Water-Based Primer

3
ARDEX WPM 002 OR **ARDEX WPM 155 Rapid**
Two Part Bathroom and Balcony Liquid Waterproofing Membrane

4
ARDEX X 17 OR **ARDEX X 18** OR **ARDEX X 77**
Flexible, Non-Slump, Wall & Floor Tile Adhesive

5
ARDEX FS-DD OR **ARDEX EG 15**
Standard joints: **ARDEX FG 8**
Easy Clean High Performance Epoxy Grout



NOTE: The use of ARDEX waterproof coatings will only prevent moisture ingress from the tiled side of the background.
For natural stone tiling, please refer to the 'ARDEX Natural Stone Tiling Guide'.

TILING SYSTEM 10

Shower Tiling System

WALLS - PREP

The diagram shows the use of ARDEX A 46 which is a wall render for use over concrete and masonry. At 2mm thick at 20°C you will need to wait 2 hours before tiling.

WALLS - TILE FIXING

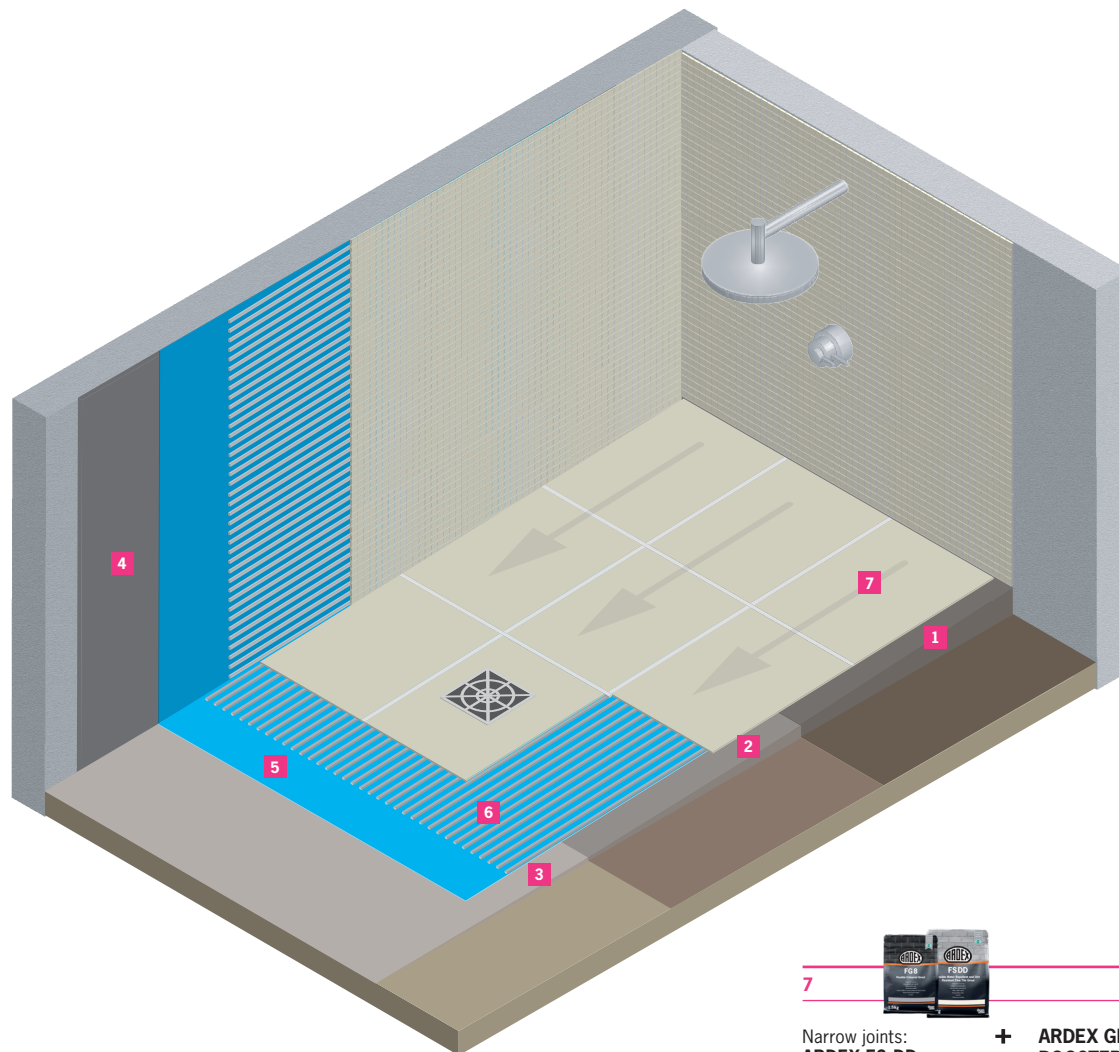
The wall tiles or mosaics can then be fixed with ARDEX X 17 or ARDEX X 18 adhesive ensuring solid bedding is achieved.

FLOORS - PREP

The diagram shows the use of ARDEX LQ 92 or ARDEX K 900 BF to make up screed levels to falls, if required, on a concrete base prior to ceramic floor tiling. Similarly, this could be done with a screed such as ARDEX A 48.

ARCHITECTS, SPECIFIERS AND DESIGNERS

For specification support and project assistance, please contact ARDEX on 0800 227 339 to speak to your local ARDEX representative or visit ardex.co.nz



1
ARDEX A 48
Premixed, Rapid-Set
Cement Screed



2
ARDEX K 900 BF
Pumpable Bulk-fill
Levelling Compound



3
ARDEX LQ 92
Undertile Levelling
Compound



4
ARDEX A 46
External Patching
Compound



5
ARDEX WPM 750
WeldTec Undertile Sheet
Membrane



OR
ARDEX WPM 155 Rapid
Modified polyurethane
membrane + ARDEX ST
Tape



6
ARDEX X 18
Fibre Reinforced Flexible
Non-Slump Wall and Floor
Tile Adhesive



OR
ARDEX X 17
Flexible, Non-Slump, Wall
& Floor Tile Adhesive



7
Narrow joints:
ARDEX FS-DD
Standard joints:
ARDEX FG 8



+ **ARDEX GROUT
BOOSTER**



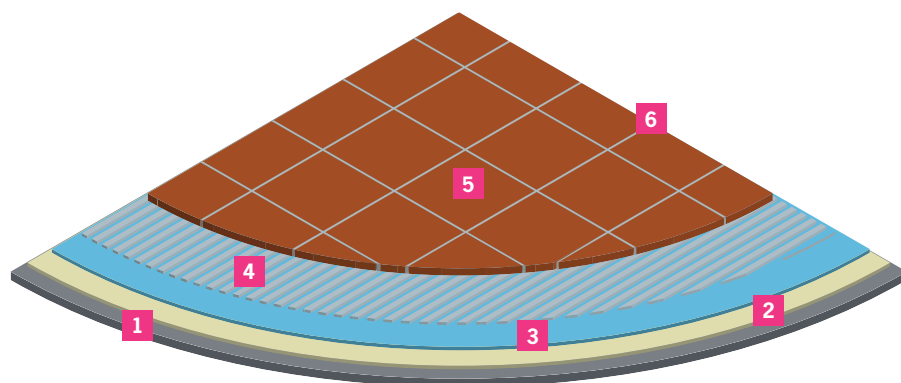
OR
ARDEX EG 15
Easy Clean
High Performance
Epoxy Grout



SILICONE
**ARDEX SE or
ARDEX ST**
For all movement joints
as per AS 3958.1

TILING SYSTEM 11

External Floor Tiling over Concrete or Cement/Sand Screeds



1
Concrete or Cement/
Sand screed

2
ARDEX Multiprime
Water-Based Primer

3
ARDEX WPM 002 OR **ARDEX WPM 155 Rapid**
Two Part Bathroom
and Balcony Liquid
Waterproofing Membrane

4
ARDEX X 18
Fibre Reinforced Flexible
Non-Slump Wall and Floor
Tile Adhesive

5
Narrow joints:
ARDEX FS-DD
Standard joints:
ARDEX FG 8

+ ARDEX GROUT BOOSTER OR **ARDEX EG 15**
Easy Clean
High Performance
Epoxy Grout

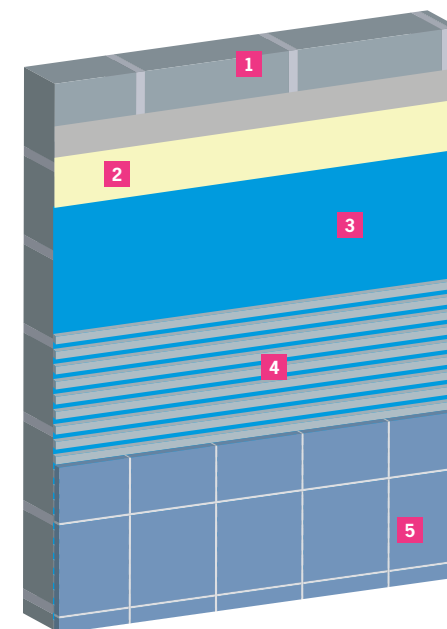
6
ARDEX SE
Silicone

For specification support
and project assistance,
please contact ARDEX on
0800 227 339, speak
to your local ARDEX
representative or visit
ardex.co.nz

If smoothing or levelling of
the concrete is required
prior to tiling, use of
the appropriate ARDEX
smoothing or levelling
compound should be
considered.

TILING SYSTEM 12

External Wall Tiling to Concrete or Cement/Sand Render,
Brickwork or Blockwork Walls



ARCHITECTS, SPECIFIERS AND DESIGNERS

For specification support
and project assistance,
please contact ARDEX on
0800 227 339 to speak
to your local ARDEX
representative or visit
ardex.co.nz

NOTE: Brick and blockwork
must be rendered before
installing tiles.

NOTE: For natural stone
tiling, please refer to the
'ARDEX Natural Stone
Tiling Guide'.

1
Cement/Sand Render,
Brickwork or Blockwork

2
ARDEX Multiprime
Water-Based Primer

3
ARDEX WPM 002
Two Part Bathroom
and Balcony Liquid
Waterproofing Membrane

4
ARDEX X 18
Fibre Reinforced Flexible
Non-Slump Wall and Floor
Tile Adhesive

5
Narrow joints:
ARDEX FS-DD
Standard joints:
ARDEX FG 8

OR
ARDEX EG 15
Easy Clean
High Performance
Epoxy Grout

SILICONE
ARDEX SE or
ARDEX ST
For all movement joints
as per AS 3958.1

TILING SYSTEM 13

Swimming Pool Tiling System

WALLS - PREP

The diagram shows the use of ARDEX A 46 which is a wall render applied 2mm to 20mm thick.

WALLS - TILE FIXING

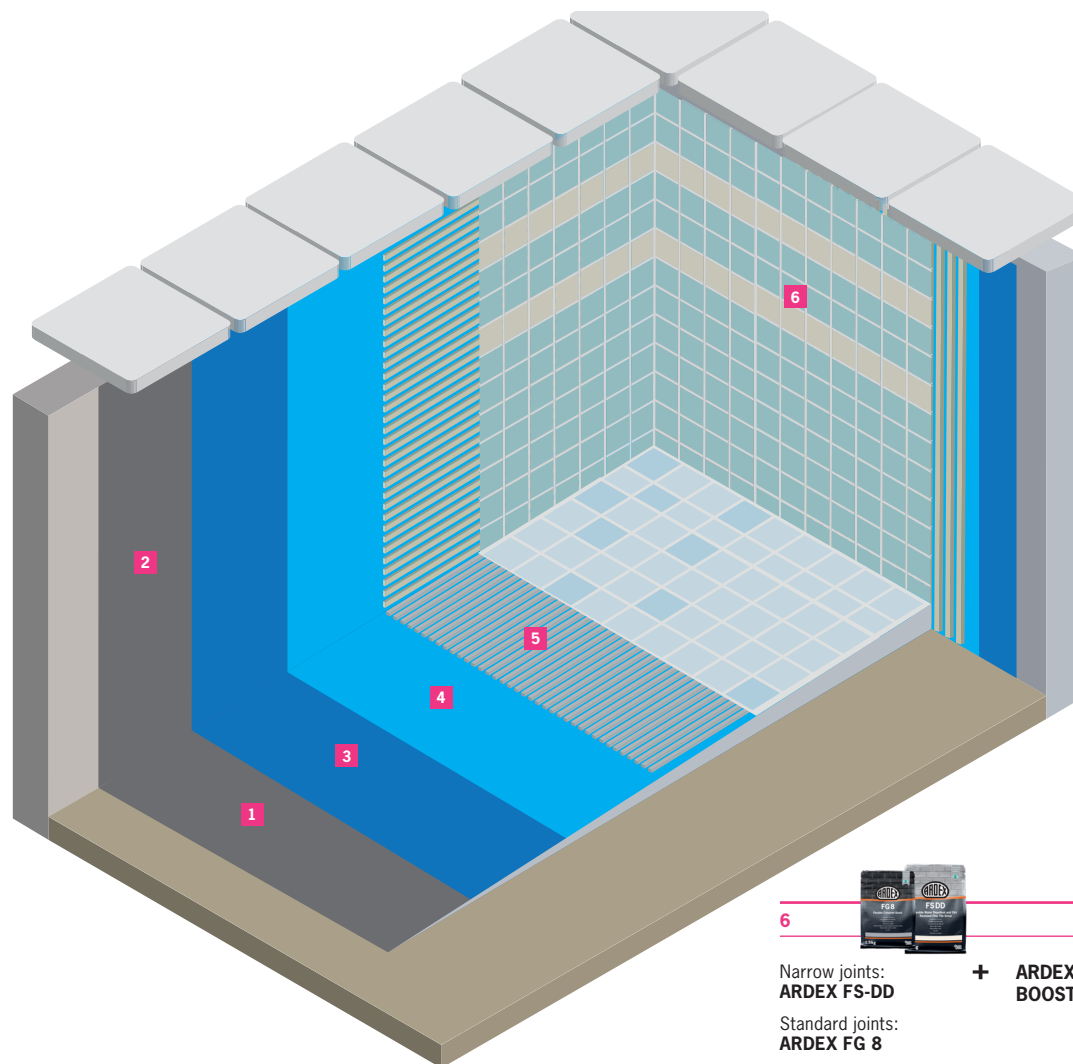
The wall tiles or mosaics can then be fixed with ARDEX X 77 or ARDEX X 18 adhesive ensuring solid bedding is achieved. **For commercial, salt water or heated pools we recommend the addition of ARDEX E 90.**

FLOORS - PREP

The diagram shows the use of ARDEX A 48 to make up screed levels to falls, if required, on a concrete base prior to ceramic floor tiling. It must be dry before waterproofing membrane is applied.

ARCHITECTS, SPECIFIERS AND DESIGNERS

For specification support and project assistance, please contact ARDEX on 0800 227 339 to speak to your local ARDEX representative or visit ardex.co.nz



1
ARDEX A 48
Premixed, Rapid-Set
Cement Screed



2
ARDEX A 46
External Patching
Compound




3
ARDEX WPM 300
Water-Based Epoxy
Membrane



4
ARDEX WPM 002
Two Part Liquid
Waterproofing Membrane



5
ARDEX X 18
Fibre Reinforced Flexible
Non-Slump Wall and Floor
Tile Adhesive



OR **ARDEX X 68**
Extended Coverage, Ultra-
Light Tile Adhesive



+ ARDEX E 90
Additive for salt water
pools



6
Narrow joints:
ARDEX FS-DD
Standard joints:
ARDEX FG 8



**+ ARDEX GROUT
BOOSTER**

OR



ARDEX EG 15
Easy Clean
High Performance
Epoxy Grout



ARDEX SE
For all movement joints
as per AS 3958.1

*ARDEX reserves the right to change packaging and weight of products at any time without notice due to production requirements.

TILING SYSTEM 14

External Tiling System

FLOORS - PREP

Install appropriate ARDEX external waterproofing membrane as per product datasheet.

Measure and cut ARDEX UD 150 matting to achieve the correct fit, placing mat with seams butted.

Install ARDEX UD 158 tape to join and reinforce all butted seams.

ARDEX UD 150

ARDEX UD 150 is a thin, mesh-reinforced plastic drainage mat for use under directly adhered tiled surfaces. A 6mm drainage channel allows the free passage of water underneath the tiled surface which speeds up drying after rainfall and reduces the likelihood of efflorescence build-up. ARDEX UD 150 is loose-laid over the membrane which separates the tiled surface from any movement in the substrate.

FLOORS - TILE FIXING

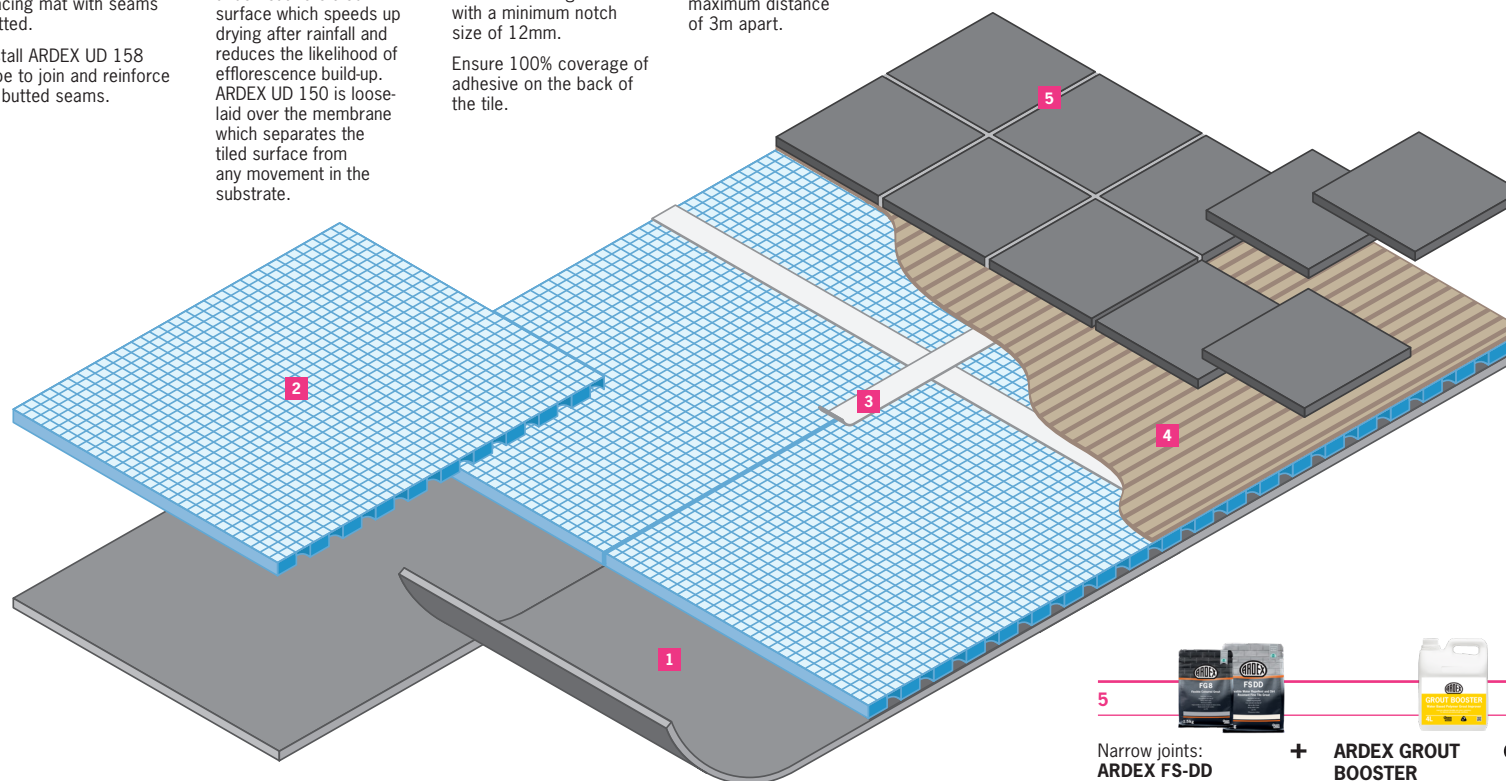
Tile using an appropriate ARDEX tile adhesive. Use a flat trowel to skim a coat of tile adhesive to the top mesh of ARDEX UD 150 ensuring that mesh is fully covered before troweling adhesive with a minimum notch size of 12mm.

Ensure 100% coverage of adhesive on the back of the tile.

FLOORS - GROUTING

Install ARDEX Grout in accordance with the relevant datasheet. Ensure ARDEX Grout Booster used.

Install movement joints as per AS 3958 - at a maximum distance of 3m apart.



ARCHITECTS, SPECIFIERS AND DESIGNERS


For specification support and project assistance, please contact ARDEX on 0800 227 339 to speak to your local ARDEX representative or visit ardex.co.nz



1

ARDEX WPM 1000


WeldTec External Undertile Sheet Membrane



2

ARDEX UD 150

Mesh-reinforced Plastic Drainage Mat



3

ARDEX UD 158

Tape for ARDEX UD 150

4

ARDEX X 18

Fibre Reinforced Flexible Non-Slump Wall and Floor Tile Adhesive

OR ARDEX X 77

Microtec Flexible Wall and Floor Tile Adhesive

5

Narrow joints: ARDEX FS-DD

Standard joints: ARDEX FG 8

+ ARDEX GROUT BOOSTER

OR

ARDEX EG 15

Easy Clean High Performance Epoxy Grout

SILICONE

ARDEX SE or ARDEX ST

For all movement joints as per AS 3958.1

*ARDEX reserves the right to change packaging and weight of products at any time without notice due to production requirements.

ISO 13007/AS4992 CE ADHESIVE CLASSIFICATION

The aim of the system is to provide a guideline for tile adhesive performance. The standard provides parameters for which tile adhesives are tested to, depending on their performance they can be granted specific classifications.

Firstly, tile adhesives are defined in three types, these are:

C Cementitious adhesive

D Dispersion adhesive

R Reaction adhesive

Each type of adhesive can potentially have additional characteristics, which fall under the following classes:

1 Normal adhesive (standard strength tile adhesive)

2 Improved adhesive (stronger tile adhesive)

F Fast setting/drying adhesive (quicker setting of the adhesive allowing for earlier grouting)

T Slip resistant adhesive (no slipping of wall tiles)

E Adhesive with extended open time (once spread, the adhesive can be left without a tile being fixed for a longer time)

S Special deformable characteristic, for cementitious adhesives only (degree of flexibility of the adhesive, either S1 - flexible or S2 - highly flexible)

Each adhesive can therefore be classified under one of the following designations in the table opposite.

ADHESIVE TYPE	CLASS	DESCRIPTION
C1		Normal cementitious adhesive
C1	F	Fast setting cementitious adhesive
C1	T	Normal cementitious adhesive with slip resistance
C1	FT	Fast setting cementitious adhesive with slip resistance
C2		Cementitious adhesive with improved characteristics
C2	E	Cementitious adhesive with improved characteristics and extended open time
C2	F	Fast setting cementitious adhesive with improved characteristics
C2	T	Cementitious adhesive with improved characteristics and slip resistance
C2	TE	Cementitious adhesive with improved characteristics, slip resistance and extended open time
C2	FT	Fast setting cementitious adhesive with improved characteristics and slip resistance
D1		Normal dispersion adhesive
D1	T	Normal dispersion adhesive with slip resistance
D2		Dispersion adhesive with improved characteristics
D2	F	Fast drying dispersion adhesive with improved characteristics
D2	T	Dispersion adhesive with improved characteristics and slip resistance
D2	TE	Dispersion adhesive with improved characteristics, slip resistance and extended open time
R1		Normal reaction resin adhesive
R1	T	Normal reaction resin adhesive with slip resistance
R2		Reaction resin adhesive with improved characteristics
R2	T	Reaction resin adhesive with improved characteristics and slip resistance

Additional designations may be inserted according to the combination of the different symbols of the characteristics, e.g. C2 FTE S1 fast setting deformable cementitious adhesive with improved characteristics, slip resistance and extended open time.

DISCLAIMER

The technical details, recommendations and other information contained in this catalogue are given in good faith and represent the best of our knowledge and experience at the time of printing. It is your responsibility to ensure that our products are used and handled correctly and in accordance with any applicable New Zealand Standard, our instructions and recommendations are only for the uses they are intended.

We also reserve the right to update information without prior notice to you to reflect our ongoing research and development programme. Country specific recommendations (depending on local standards), Codes of Practice, Building Regulations or Industry Guidelines, may affect specific installation recommendations. The supply of our products and services is also subject to certain terms, warranties and exclusions, which may have already been disclosed to you in prior dealings or are otherwise available to you on request. You should make yourself familiar with them. ARDEX reserves the right to change packaging and weight of products at any time without notice due to production requirements.

© ARDEX New Zealand Ltd 2023. All aforementioned products are the trade marks of ARDEX New Zealand Ltd, its licensors and affiliates.



0800 227 339
ardex.co.nz